

**ENCLOSURES**

## Enclosures

	Introduction	308
	Racks	309
	Rack Accessories	312
	Cable Runway and Accessories	313
	Cable Management	316
	Power Strips	323
	Wall Mount Cabinets	327
	Server and Network Cabinets	330
	Server and Network Cabinets for North, South and Central Americas	331
	Server and Network Cabinets for Europe, Middle East and Africa	335

## Racks

### Introduction

#### Enclosures

Through its Enclosure product line, CommScope® now provides the physical structure and protection essential to making an infrastructure solution secure and complete. Created with the same high standards of quality, performance and reliability as the physical layer solutions themselves, CommScope Enclosures now give customers a single source for all network infrastructure component needs.

CommScope Enclosures include cabinets and racks and cable management devices, all designed and built to aid installation, enhance network management and protect CommScope network infrastructure components. This infrastructure framework is created to work ideally with CommScope solutions offerings and helps further protect your network's performance and your investment.

#### Cabinets

CommScope's cabinets are the right cabinet to protect the right solution. Using patented X-Frame technology, CommScope cabinets are designed to be the right size, the right weight and have the right level of durability to support the entire line of CommScope solutions, including the industry-leading 10 Gbps solutions. X-Frame technology reduces installation time by providing a rigid framework for equipment installation, even when all of the doors and the side have been removed. The right cabinet means less physical impact on the network infrastructure and, ultimately, on the network's performance.

#### Racks and Cable Management

While a necessity for managing, distributing and controlling structured cabling, all racks and cable management devices are not created equal. CommScope understands the potential negative impact on network performance and company productivity when installation and accessibility are challenging. CommScope designs its racks and cable management devices with the same level of detail and importance as its infrastructure solutions, ensuring that customers get the best product to protect and manage their investment.



## Racks

### Racks

CommScope Racks are versatile open frames that combine many attributes of standard open frame racks, vertical raceways and cable routing panels into the convenience of a single unit. Designed for 19 in EIA rack-mount equipment, CommScope Racks are extra wide and deep for multi-position cable hangers, providing superior front and rear cable management for any application. The CommScope Rack offering includes a wide range of products, including two post racks, four post racks, wall mount racks and shelves.

### Features and Benefits:

#### Equipment Racks

- Available in both 2-Post and 4-Post configurations
- Available Sizes:
  - Heights: 84 in, 96 in
  - Rail Widths: 3 in, 6 in, 12 in (2-Post)
  - Depth: 29 in, 36 in (4-Post)
- EIA-310-E compliant
- UL listed, Certification—Information Technology and

#### Communications Equipment

- Load Capacity:
  - 1000 lb (2 and 4-Post Aluminum)
  - 2000 lb (4-Post Steel)
- EIA Standard Hole Pattern:
  - EIA Standard Pattern with 12-24 Tapped Holes (Aluminum Rail)
  - EIA Standard Pattern with 3/8" Square Punches for Cage Nuts (Steel Rail)
- Material:
  - Al: 6061-T6 Aluminum Extrusion (3 in Rail)
  - Al: 6061-T6 0.125 in Thick, (6 in and 12 in Rail)
  - Steel: 14 Gauge (0.075 in Thick), CRS
- Finish: Durable black epoxy powder-coat
- Easily assembled, hardware included
- Packaged in one container, unassembled
  - (40) M6 mounting screws
  - (40) 12-24 mounting screws
  - (40) M6 cage nuts (steel rail only)

#### Wall Mount Racks

- Available in 12U, 20U and 25U heights
- Swinging door hinges from left or right side
- Cable lances in top and sides for cable ties and straps
- Load Capacity: 100 lb
- EIA-310-E compliant
- UL listed, Certification—Information Technology and Communications Equipment
- EIA Standard Hole Pattern:
  - EIA Standard Pattern with 12-24 Tapped Holes
- Material:
  - Steel: 14 Gauge (0.075 in Thick), CRS
- Finish: Durable black epoxy powder-coat
- Easily mounts to wall surface
- Packaged in one container, unassembled
- Kit includes assembly hardware and cable ties
- Designed for use in telecommunications and equipment rooms

Uniprise

Copper

Fiber

Coax

Multi-Conductor

Enclosures

Workstation Platforms

Conduit

Packaging

Glossary/Index

# Racks

## 2 Post Racks

### 2 Post Racks

Catalog Number	Description	Material ID
RK3-45A	3 in Channel x 7 ft H - 19 in Al Equipment Rack (45U), 12-24 Tapped Rails, Black	760082479
RK3-52A	3 in Channel x 8 ft H - 19 in Al Equipment Rack (52U), 12-24 Tapped Rails, Black	760082487
RK6-45A	6 in Channel x 7 ft H - 19 in Al Equipment Rack (45U), 12-24 Tapped Rails, Black	760082495
RK6-52A	6 in Channel x 8 ft H - 19 in Al Equipment Rack (52U), 12-24 Tapped Rails, Black	760082503
RK12-45A	12 in Channel x 7 ft H - 19 in Al Equipment Rack (45U), 12-24 Tapped Rails, Black	760082511
RK12-52A	12 in Channel x 7 ft H - 19 in Al Equipment Rack (52U), 12-24 Tapped Rails, Black	760090100
RK3-45S	3 in Channel x 7 ft H - 19 in Steel Equipment Rack (45U), 3/8 Sq Punch, Black	760090118
RK3-52S	3 in Channel x 8 ft H - 19 in Steel Equipment Rack (52U), 3/8 Sq Punch, Black	760090126
RK6-45S	6 in Channel x 7 ft H - 19 in Steel Equipment Rack (45U), 3/8 Sq Punch, Black	760090134
RK6-52S	6 in Channel x 8 ft H - 19 in Steel Equipment Rack (52U), 3/8 Sq Punch, Black	760090142
RK12-45S	12 in Channel x 7 ft H - 19 in Steel Equipment Rack (45U), 3/8 Sq Punch, Black	760090159
RK12-52S	12 in Channel x 8 ft H - 19 in Steel Equipment Rack (52U), 3/8 Sq Punch, Black	760090167
	3 Foot 2-Post Aluminum Rack, Black	760103010

\*Available in Asia-Pacific region only.

**Hardware Included with 2 Post Racks - Steel Rails:**

Instruction sheet, (2) Vertical rack rails, (2) Extruded base angles, (2) Extruded top angles, (12) 3/8-16 UNC x 1 in. hex head bolts, (12) 3/8-16 hex nuts, (12) 3/8 split lock washers, (40) M6 x 12 mounting screws, (40) M6 cage nuts

**Hardware Included with 2 Post Racks - Aluminum Rails:**

Instruction sheet, (2) Vertical rack rails, (2) Extruded base angles, (2) Extruded top angles, (12) 3/8-16 UNC x 1 in. hex head bolts, (12) 3/8-16 hex nuts, (12) 3/8 split lock washers, (40) 12-24 x 1/2 in. mounting screws



2 Post Rack



RK3-45A



RK6-45A

Uniprise  
Copper  
Fiber  
Coax  
Multi-Conductor  
Enclosures  
Workstation Platforms  
Conduit  
Packaging  
Glossary/Index

## Racks

### 4 Post Racks and Wall Mount Racks

#### 4 Post Racks

Catalog Number	Description	Material ID
<b>RK4P45-29A</b>	29 in D x 7 ft H - 19 in Al Equipment Rack (45U), 12-24 Tapped Rails, Black	<b>760082529</b>
<b>RK4P52-29A</b>	29 in D x 8 ft H - 19 in Al Equipment Rack (52U), 12-24 Tapped Rails, Black	<b>760082537</b>
<b>RK4P45-29S</b>	29 in D x 7 ft H - 19 in Steel Equipment Rack (45U), 3/8 Sq Punch, Black	<b>760082545</b>
<b>RK4P52-29S</b>	29 in D x 8 ft H - 19 in Steel Equipment Rack (52U), 3/8 Sq Punch, Black	<b>760082552</b>
<b>RK4P45-36A</b>	36 in D x 7 ft H - 19 in Al Equipment Rack (45U), 12-24 Tapped Rails, Black	<b>760082560</b>
<b>RK4P52-36A</b>	36 in D x 8 ft H - 19 in Al Equipment Rack (52U), 12-24 Tapped Rails, Black	<b>760082578</b>
<b>RK4P45-36S</b>	36 in D x 7 ft H - 19 in Steel Equipment Rack (45U), 3/8 Sq Punch, Black	<b>760082586</b>
<b>RK4P52-36S</b>	36 in D x 8 ft H - 19 in Steel Equipment Rack (52U), 3/8 Sq Punch, Black	<b>760082594</b>

#### Hardware Included with 4 Post Racks:

Instruction sheet, (40) Cage nuts (If square punched rails are requested, (40) Mounting screws



4 Post Rack

Uniprise

Copper

Fiber

Coax

Multi-Conductor

Enclosures

Workstation  
Platforms

Conduit

Packaging

Glossary/Index

## Racks Accessories

## 2 and 4 Post Rack Shelves

## Shelves for 2 Post Racks

Catalog Number	Description	Material ID
SL50SS	Cantilevered Shelf, Steel, Solid, 50 lb Capacity, 19 in Rack Mountable, 3.50 in PS, 2U, 19.00 in D, Black	760084178
SL375DS	Center Weight Shelf, Steel, Solid, 75 lb Capacity, 19 in Rack Mountable, 3.50 in PS, 2U, 19.00 in D, Black	760084186
SL19-FKB	Keyboard Roll Out Tray, Tilt, No Pad, 19 in Rack Mountable, Black	760085456

## Shelves for 4 Post Racks

Catalog Number	Description	Material ID
SL4P24-100VN	Low Profile Cabinet Shelf, Fixed, Vented, 100 lb Capacity, 19 in W x 24 in D, Black, Fits 29 in D 4 - Post Racks	760085423
SLR4P24-150VN	Low Profile Cabinet Shelf, Roll Out, Vented, 150 lb Capacity, 19 in W x 24 in D, Black, Fits 29 in D 4 - Post Racks	760085431
SL4P28-100VN	Low Profile Cabinet Shelf, Fixed, Vented, 100 lb Capacity, 19 in W x 28 in D, Black, Fits 29 in D 4 - Post Racks	760085480
SL4P28-400VN	Low Profile Cabinet Shelf, Fixed, Vented, 400 lb Capacity, 19 in W x 28 in D, Black, Fits 29 in D 4 - Post Racks	760085464
SLR4P28-150VN	Low Profile Cabinet Shelf, Roll Out, Vented, 150 lb Capacity, 19 in W x 28 in D, Black, Fits 29 in D and 36 in D 4 - Post Racks	760085415

## Racks Accessories

## Filler Panels

Catalog Number	Description	Material ID
RKFP1U-B	1U 19 in Filler Panel, Black	760085712
RKFP2U-B	2U 19 in Filler Panel, Black	760085720
RKFP3U-B	3U 19 in Filler Panel, Black	760085738



Filler Panels

## Racks Accessories

## Quick Release Blank Panels

Catalog Number	Description	Material ID
QR-RKFP1U-B	Kit, 1U x 19 in. Blank Panel, Quick Release	760103473
QR-RKFP2U-B	Kit, 2U x 19 in. Blank Panel, Quick Release	760103481
QR-RKFP4U-B	Kit, 4U x 19 in. Blank Panel, Quick Release	760103499

\*Only compatible with CommScope steel rail racks



Quick Release Blank Panel

## Racks Accessories

## Integrated Camera Panel Kit

Catalog Number	Description	Material ID
ICP-19-2U Kit	Integrated Camera Panel Kit, 19 inches wide 2U height	760152512



Integrated Camera Panel Kit

## Cable Runway

### Cable Runway

#### Straight Cable Runway

Catalog Number	Description	Material ID
CR-SLR-6L6W	Universal Cable Runway 6 ft L x 6 in W, Black	760085597
CR-SLR-6L12W	Universal Cable Runway 6 ft L x 12 in W, Black	760085605
CR-SLR-6L18W	Universal Cable Runway 6 ft L x 18 in W, Black	760085613
CR-SLR-6L24W	Universal Cable Runway 6 ft L x 24 in W, Black	760085621
CR-SLR-10L6W	Universal Cable Runway 10 ft L x 6 in W, Black	760085639
CR-SLR-10L12W	Universal Cable Runway 10 ft L x 12 in W, Black	760085647
CR-SLR-10L18W	Universal Cable Runway 10 ft L x 18 in W, Black	760085654
CR-SLR-10L24W	Universal Cable Runway 10 ft L x 24 in W, Black	760085662

#### Horizontal Bends

Catalog Number	Description	Material ID
CR90FCB-6W	Cable Runway 90 Degree Radius Flat Corner Bend, 6 in W, Black	760085522
CR90FCB-12W	Cable Runway 90 Degree Radius Flat Corner Bend, 12 in W, Black	760085530
CR90FCB-18W	Cable Runway 90 Degree Radius Flat Corner Bend, 18 in W, Black	760085548
CR90FCB-24W	Cable Runway 90 Degree Radius Flat Corner Bend, 24 in W, Black	760085555

#### Vertical Bends

Catalog Number	Description	Material ID
CR90ICB-6W	Cable Runway 90 Degree Inside Corner Bend, 6 in W, Black	760085670
CR90ICB-12W	Cable Runway 90 Degree Inside Corner Bend, 12 in W, Black	760085688
CR901FCB-18W	Cable Runway 90 Degree Inside Corner Bend, 18 in W, Black	760085696
CR901CB-24W	Cable Runway 90 Degree Inside Corner Bend, 24 in W, Black	760085704
CR90OCB-6W	Cable Runway 90 Degree Outside Corner Bend, 6 in W, Black	760086074
CR90OCB-12W	Cable Runway 90 Degree Outside Corner Bend, 12 in W, Black	760086082
CR90OFCB-18W	Cable Runway 90 Degree Outside Corner Bend, 18 in W, Black	760086090
CR90OCB-24W	Cable Runway 90 Degree Outside Corner Bend, 24 in W, Black	760086108



Cable Runway, Inside Corner Bends

#### Junction/Splice Kits

Catalog Number	Description	Material ID
CRBSK	Cable Runway Butt Splice Kit, Black	760083899
CRTJSK	Cable Runway Junction Splice Kit, Black	760084046
CRVALS	Cable Runway Adjustable Butt Splice Kit, Black	760084129



CRBSK



CRTJSK



CRVALS

# Cable Runway

## Cable Runway

### Drop Kits

Catalog Number	Description	Material ID
CRDK-6W	Cable Runway Rung Drop Out, 6 in W, Black	760083949
CRDK-12W	Cable Runway Rung Drop Out, 12 in W, Black	760083956
CRDK-18W	Cable Runway Rung Drop Out, 18 in W, Black	760083964
CRSMCRDK	Cable Runway Stringer Side Drop Out, Fits all Sizes, Black	760083931

### Runway Support Kits

Catalog Number	Description	Material ID
CRTWSBK-6W	Triangular Runway Wall Support Bracket Kit, 6 in W, Black	760084087
CRTWSBK-12W	Triangular Runway Wall Support Bracket Kit, 12 in W, Black	760084095
CRTWSBK-18W	Triangular Runway Wall Support Bracket Kit, 18 in W, Black	760084103
CRTWSBK-24W	Triangular Runway Wall Support Bracket Kit, 24 in W, Black	760084111
CRR2RRMK	Runway to Rack Mounting Plate, 19 in W, 5.375 in D, Black	760084053
CR6-12WR SK	Cable Runway Wall Angle Support Kit 6 in -12 in, Black	760084145
CR15-18WR SK	Cable Runway Wall Angle Support Kit 15 in -18 in, Black	760084152
CR12-24WR SK	Cable Runway Wall Angle Support Kit 12 in -18 in, Black	760084160
CRCMK3-8TR	Cable Runway Ceiling Mounting Kit (For 3/8 in Threaded Rod), Black	760083907
CRCMK5-8TR	Cable Runway Ceiling Mounting Kit (For 5/8 in Threaded Rod), Black	760083915
CRSBK5-8TR	Cable Runway Support Bracket Kit (For 5/8 in Threaded Rod), Black	760083923
CRBK-RS	Universal Rack Support Kit, (For 5/8 in Threaded Rod) Black	760084004
CRTR625-6L	Cable Runway, 5/8-11 -2A Threaded Rod 6 ft L	760084061
CRTR360-6L	Cable Runway, 3/8-16 -2A Threaded Rod 6 ft L	760084079
CRFK	Cable Runway Foot Kit, Black	760084020
CRVWBK	Cable Runway Vertical Wall Bracket Kit (2 Brackets), Black	760084137
CRJBMK	Cable Runway J-Bolts (2 J-Bolts)	760084038



CRVWBK



CRCMK3-8TR



CRTWSBK-18W



CRSMCRDK



CRBK-RS




CRBK-RS



CRFK



CRJBMK



CRR2RRMK

Uniprise  
Copper  
Fiber  
Coax  
Multi-Conductor  
Enclosures  
Workstation Platforms  
Conduit  
Packaging  
Glossary/Index

# Cable Runway



## Cable Runway Accessories

### Accessories

Catalog Number	Description	Material ID
<b>CRRP-6H</b>	Cable Runway, Cable Retaining Post, 6 in H (1 Each), Black	<b>760083972</b>
<b>CRRP-8H</b>	Cable Runway, Cable Retaining Post, 8 in H (1 Each), Black	<b>760083980</b>
<b>CRRP-10H</b>	Cable Runway, Cable Retaining Post, 10 in H (1 Each), Black	<b>760083998</b>
<b>CRPECK</b>	Cable Runway Protective End Cap Kit (2 Caps), Black	<b>760084012</b>



**CRRP-8H**



**CRCMK5-8TR**



**CRSBK5-8TR**



**CR6-12WR SK**



**CRTR625-6L**

Uniprise

Copper

Fiber

Coax

Multi-Conductor

Enclosures

Workstation Platforms

Conduit

Packaging

Glossary/Index

## Cable Management

### Vertical and Horizontal Cable Management Introduction

#### Features and Benefits:

##### Horizontal Cable Management

- Available for 19 inch rail spacing in three heights—1U, 2U and 3U
- Black with diamond cut CommScope Logo in emboss
- Horizontal cover – Hinges up or down and locks into position in each orientation
- Cylindrical finger ends for easy snap on installation of horizontal cover
- Open back on 2U and 3U horizontal troughs for easy pass through of cables

##### Vertical Cable Management

- Lightweight, but sturdy door, available in 8 sizes
- Elegantly styled and plated door handles
- Dual hinge latching door can be opened right or left
- Door automatically latches as door is closed or snapped into hinge bracket
- Front and rear doors are standard on double-sided troughs
- Patent pending door latching mechanism
- C- Channel hinge bracket allows free and open access to the entire length of the trough
- One-point ergonomic door install/removal system
- Vertical trough used to bay multiple racks together
- Available in four widths and two heights
  - Widths: 6 in, 8 in, 10 in and 12 in
  - Heights: 84 in, 96 in
- Single and doublesided troughs available
- Flexible X-Style cable fingers allow cables easily in or out for quick cable routing
- Cable fingers are spaced at 1RMU increments for exact alignment with EIA standard rack spacing
- Optimally contoured cable fingers separate, organize and maintain patch cords in desired position
- Cable finger radius protects cables during installation and use
- Cable fingers provide effortless solution transitioning cables from vertical to horizontal planes
- Cable fingers support up to 48 cables per RMU
- Cable fill capacity up to 1600 cables at maximum fill or 673 cables at 40% fill (Class EA, Category 6A)
- Open trough back reduces weight and allows cable or cords to transition easily from front to rear of trough
- Snaps easily (no tools or fasteners required) onto trough and provides cable and fiber slack management

##### Twin Door Vertical Cable Management

- Widths: 6 in, 8 in / Heights: 84 in
- Cable fingers are spaced at 1 RMU increments for exact alignment with EIA standard rack spacing
- Optimally contoured cable fingers separate, organize and maintain patch cords in desired position
- Snaps easily (no tools or fasteners required) onto trough and provides cable and fiber slack management
- Cable finger radius protects cables during installation and use
- Cable fingers provide effortless solution transitioning cables from vertical to horizontal planes
- Cable fingers support up to 48 cables per RMU
- Open trough back reduces weight and allows cable or cords to transition easily from front to rear of trough
- Snaps easily (no tools or fasteners required) onto trough and provides cable and fiber slack management

##### Twin Door Vertical Cable Management

Catalog Number	Description	Material ID
VCM-SS-84-6-TD	Twin Door VCM, Single Sided, 84" High, 6" Wide	760124693
VCM-DS-84-6-TD	Twin Door VCM, Double Sided, 84" High 6" Wide	760124719
VCM-SS-84-8-TD	Twin Door VCM, Single Sided, 84" High, 8" Wide	760124701
VCM-DS-84-8-TD	Twin Door VCM, Double Sided, 84" High, 8" Wide	760124727

## Cable Management

### Vertical and Horizontal Cable Management

Catalog Number	Description	Material ID
VCM-DS-84-6	VCM Kit, 6 in x 84 in (15.24 cm x 213.4 cm), Double Sided, With Doors, Silver	760072785
VCM-DS-84-6B	VCM Kit, 6 in x 84 in (15.24 cm x 213.4 cm), Double Sided, With Doors, Black	760089342
VCM-DS-84-8	VCM Kit, 8 in x 84 in (20.3 cm x 213.4 cm), Double Sided, With Doors, Silver	760072793
VCM-DS-84-8B	VCM Kit, 8 in x 84 in (20.3 cm x 213.4 cm), Double Sided, With Doors, Black	760089359
VCM-DS-84-10	VCM Kit, 10 in x 84 in (25.4 cm x 213.4 cm), Double Sided, With Doors, Silver	760072801
VCM-DS-84-10B	VCM Kit, 10 in x 84 in (25.4 cm x 213.4 cm), Double Sided, With Doors, Black	760089367
VCM-DS-84-12	VCM Kit, 12 in x 84 in (30.5 cm x 213.4 cm), Double Sided, With Doors, Silver	760072819
VCM-DS-84-12B	VCM Kit, 12 in x 84 in (30.5 cm x 213.4 cm), Double Sided, With Doors, Black	760089375
VCM-DS-96-6	VCM Kit, 6 in x 96 in (15.24 cm x 243.84 cm), Double Sided, With Doors, Silver	760072827
VCM-DS-96-6B	VCM Kit, 6 in x 96 in (15.24 cm x 243.84 cm), Double Sided, With Doors, Black	760089383
VCM-DS-96-8	VCM Kit, 8 in x 96 in (20.3 cm x 243.84 cm), Double Sided, With Doors, Silver	760072835
VCM-DS-96-8B	VCM Kit, 8 in x 96 in (20.3 cm x 243.84 cm), Double Sided, With Doors, Black	760089391
VCM-DS-96-10	VCM Kit, 10 in x 96 in (25.4 cm x 243.84 cm), Double Sided, With Doors, Silver	760072843
VCM-DS-96-10B	VCM Kit, 10 in x 96 in (25.4 cm x 243.84 cm), Double Sided, With Doors, Black	760089409
VCM-DS-96-12	VCM Kit, 12 in x 96 in (30.5 cm x 243.84 cm), Double Sided, With Doors, Silver	760072850
VCM-DS-96-12B	VCM Kit, 12 in x 96 in (30.5 cm x 243.84 cm), Double Sided, With Doors, Black	760089417
VCM-SS-84-6	VCM Kit, 6 in x 84 in (15.24 cm x 213.4 cm), Single Sided, With Door, Silver	760072868
VCM-SS-84-6B	VCM Kit, 6 in x 84 in (15.24 cm x 213.4 cm), Single Sided, With Door, Black	760089425
VCM-SS-84-8	VCM Kit, 8 in x 84 in (20.3 cm x 213.4 cm), Single Sided, With Door, Silver	760072876
VCM-SS-84-8B	VCM Kit, 8 in x 84 in (20.3 cm x 213.4 cm), Single Sided, With Door, Black	760089433
VCM-SS-84-10	VCM Kit, 10 in x 84 in (25.4 cm x 213.4 cm), Single Sided, With Door, Silver	760072884
VCM-SS-84-10B	VCM Kit, 10 in x 84 in (25.4 cm x 213.4 cm), Single Sided, With Door, Black	760089441
VCM-SS-84-12	VCM Kit, 12 in x 84 in (30.5 cm x 213.4 cm), Single Sided, With Door, Silver	760072892
VCM-SS-84-12B	VCM Kit, 12 in x 84 in (30.5 cm x 213.4 cm), Single Sided, With Door, Black	760089458
VCM-SS-96-6	VCM Kit, 6 in x 96 in (15.24 cm x 243.84 cm), Single Sided, With Door, Silver	760072900
VCM-SS-96-6B	VCM Kit, 6 in x 96 in (15.24 cm x 243.84 cm), Single Sided, With Door, Black	760089466
VCM-SS-96-8	VCM Kit, 8 in x 96 in (20.3 cm x 243.84 cm), Single Sided, With Door, Silver	760072918
VCM-SS-96-8B	VCM Kit, 8 in x 96 in (20.3 cm x 243.84 cm), Single Sided, With Door, Black	760089474
VCM-SS-96-10	VCM Kit, 10 in x 96 in (25.4 cm x 243.84 cm), Single Sided, With Door, Silver	760072926
VCM-SS-96-10B	VCM Kit, 10 in x 96 in (25.4 cm x 243.84 cm), Single Sided, With Door, Black	760089482
VCM-SS-96-12	VCM Kit, 12 in x 96 in (30.5 cm x 243.84 cm), Single Sided, With Door, Silver	760072934
VCM-SS-96-12B	VCM Kit, 12 in x 96 in (30.5 cm x 243.84 cm), Single Sided, With Door, Black	760089490
CABLE-MGT-SP	Cable Management Spool	760073007



Double Sided Vertical Cable Management



Single Sided Vertical Cable Management



Horizontal Cable Management



Spools



HTK-19-DS-1U



HTK-19-DS-2U



HTK-19-DS-3U

### Horizontal Cable Management

Catalog Number	Description	Material ID
HTK-19-SS-1U	1 RU 19 in (48.3 cm) SS Horizontal Trough Kit	760072942
HTK-19-SS-2U	2 RU 19 in (48.3 cm) SS Horizontal Trough Kit	760072959
HTK-19-SS-3U	3 RU 19 in (48.3 cm) SS Horizontal Trough Kit	760072967
HTK-19-DS-1U	1 RU 19 in (48.3 cm) DS Horizontal Trough Kit	760128843
HTK-19-DS-2U	2 RU 19 in (48.3 cm) DS Horizontal Trough Kit	760128850
HTK-19-DS-3U	3 RU 19 in (48.3 cm) DS Horizontal Trough Kit	760128868

Uniprise

Copper

Fiber

Coax

Multi-Conductor

Enclosures

Workstation Platforms

Conduit

Packaging

Glossary/Index

## Cable Management

### Cable Management Capacity Chart

#### Maximum VCM Fill

VCM Size	Cat. 5E	Cat. 5E Shielded	Cat. 6	Cat. 6 Shielded	Cat. 6A	Cat. 6A Shielded
Diam. (in)	0.205	0.242	0.233	0.275	0.285	0.296
6	321	231	249	179	166	154
8	527	378	408	293	273	253
10	733	526	568	408	379	352
12	939	674	727	522	714	451

#### Recommended VCM Fill

VCM Size	Cat. 5E	Cat. 5E Shielded	Cat. 6	Cat. 6 Shielded	Cat. 6A	Cat. 6A Shielded
Diam. (in)	0.205	0.242	0.233	0.275	0.285	0.296
6	241	173	187	134	125	116
8	396	284	306	220	205	190
10	550	395	426	306	285	264
12	705	506	545	392	365	338

#### Maximum HCM Fill

VCM Size	Cat. 5E	Cat. 5E Shielded	Cat. 6	Cat. 6 Shielded	Cat. 6A	Cat. 6A Shielded
Diam. (in)	0.205	0.242	0.233	0.275	0.285	0.296
1U	55	39	42	30	28	26
2U	143	103	111	80	74	69
3U	232	166	179	129	120	111

#### Recommended HCM Fill

VCM Size	Cat. 5E	Cat. 5E Shielded	Cat. 6	Cat. 6 Shielded	Cat. 6A	Cat. 6A Shielded
Diam. (in)	0.205	0.242	0.233	0.275	0.285	0.296
1U	41	29	32	23	21	20
2U	108	77	83	60	56	52
3U	174	125	135	97	90	83

## Cable Management

### Hardware

#### Hardware Included with Vertical Cable Management, Double Sided:

Instruction sheet, (1) Trough assembly, (2) Door assembly, (2) Spools, (4) 1/2-20 x 1.0 in hex head bolt, (4) 1/2-20 hex nut, (4) Flat washer

#### Hardware Included with Vertical Cable Management, Single Sided:

Instruction sheet, (1) Trough assembly, (1) Door assembly, (2) Spools, (4) 1/2-20 x 1.0 in hex head bolt, (4) 1/2-20 hex nut, (4) Flat washer

#### Hardware Included with Horizontal Cable Management:

Instruction sheet, (1) Trough assembly, (1) Cover assembly, (4) 1/2-24 x 1/2 in. screw

## Cable Management Accessories

### Patch Cord Organizers

UN-PCO Patch Cord Organizers keep patchcords neatly ordered on standard 19-inch racks. They are used with all Uniprise modular patch panels.

Three versions are available: UN-PCO-C1 adds 24 plastic clips to organize cable running vertically and horizontally; UN-PCO-C2 has metal distribution rings for cables on the front of the panel; and UN-PCO-C3 uses metal rings to organize cable both at the front and rear of the rack.

#### Applications:

- Telecommunications rooms, equipment rooms, main cross-connects, intermediate cross-connects, data centers

#### Specifications

Catalog Number	Rack Unit	Height	Width	Depth	Packaging	Color	Material ID
UN-PCO-C1	2	8.89 cm (3.5 in)	50.8 cm (20 in)	11.43 cm (4.5 in)	1/Pkg	Black	CC0022137/1
UN-PCO-C2	2	8.89 cm (3.5 in)	48.3 cm (19 in)	9.53 cm (3.8 in)	1/Pkg	Black	CC0022145/1
UN-PCO-C3	1	4.38 cm (1.7 in)	48.3 cm (19 in)	11.7 cm (4.6 in)	1/Pkg	Black	CC0022152/1



## Cable Management Accessories

### Rear Cable Management

The Uniprise UNP-CMB and UNP-CMB2 are accessory products that can be used for rear cable management applications with applicable 510 and 610 series panels, modular style panels (UNP-MOD, UNP-MOD-V) and on standard 19-inch telecommunication racks and frames. The UNP-CMB and UNP-CMB2 platforms will also accept the UNP-FS Fiber Storage Spool for multimedia applications.

The UNP-FS Fiber Storage Spool is a 1.2 inch tall, 3 inch diameter drum for fiber storage and slack management. The spool easily mounts to either the UNP-CMB or UNP-CMB2 cable management system with the provided screw and wing nut.

#### Features

- UNP-CMB is a platform for rear cable management. Must be used in conjunction with the applicable 510 and 610 series patch panels and rear cable management bar.
- UNP-CMB2 is a platform and rear cable management bar. Mounts directly to the back of any standard 19-inch telecommunication rack or frame. Recommended for use with the UNP-MOD and UNP-MOD-V style modular panels
- UNP-CMB and UNP-CMB2 provide a floating surface behind panels to support cable management
- Provides two mounting locations for the UNP-FS fiber spool kits
- Integrated slots allow cable ties or straps to be attached in a parallel or perpendicular arrangement

Catalog Number	Description	Material ID
<b>UNP-CMB</b>	Platform provides rear cable management organization for the 510 and 610 series patch panels and accepts the Fiber Storage Spool (UNP-FS) for multimedia applications	<b>CC0058420/1</b>
<b>UNP-CMB2</b>	Platform and cable management bar provide rear cable management organization and accept the Fiber Storage Spool (UNP-FS) for multimedia applications Recommended for use with UNP-MOD and UNP-MOD-V	<b>CC0060384/1</b>
<b>UNP-FS</b>	Fiber Storage Spool	<b>CC0059113/1</b>

UNP-CMB



UNP-CMB2



UNP-FS



## Cable Management Accessories

### Filler Panels

UNP-BLK Filler Panels provide a solution to fill unused space within any standard 19" rack or frame. These filler panels reserve rack space while enhancing the aesthetics in the work area. Each filler panel has the Uniprise Solutions logo and is offered in multiple sizes from 1U to 4U.

UNP-BLK-1U



UNP-BLK-2U



UNP-BLK-3U



UNP-BLK-4U



### Specifications

Catalog Number	Color	Rack Unit	Height	Width	Depth	Packaging	Material ID
UNP-BLK-1U	Black	1	4.45 cm (1.75 in)	48.3 cm (19 in)	.635 cm (.25 in)	1/Pkg	CC0055129/1
UNP-BLK-2U	Black	2	8.89 cm (3.50 in)	48.3 cm (19 in)	.635 cm (.25 in)	1/Pkg	CC0055137/1
UNP-BLK-3U	Black	3	13.33 cm (5.25 in)	48.3 cm (19 in)	.635 cm (.25 in)	1/Pkg	CC0055145/1
UNP-BLK-4U	Black	4	17.78 cm (7.00 in)	48.3 cm (19 in)	.635 cm (.25 in)	1/Pkg	CC0055152/1

## 1100C Wall Adapters

### Accessories

Uniprise 1100 Wall Adapters are used for mounting panels to a flat surface. They are hinged for easy access; the hinge can be positioned on either the left or right side. They are 19" wide and come in either 3.5 or 7 inch heights.



UNP-WA-2U



UNP-WA-4U

### Specifications

Catalog Number	Color	Height	Width	Depth	Packaging	Material ID
UNP-WA-2U	Black	8.89 cm (3.5 in)	48.3 cm (19 in)	12.7 cm (5 in)	1/Pkg	CC0030304/1
UNP-WA-4U	Black	17.78 cm (7 in)	48.3 cm (19 in)	12.7 cm (5 in)	1/Pkg	CC0030312/1

Uniprise

Copper

Fiber

Coax

Multi-Conductor

Enclosures

Workstation  
Platforms

Conduit

Packaging

Glossary/Index

## Cable Management Accessories

### Hinged Panel Kits

Uniprise hinged panel kits are designed to be used with 19" telecommunications panels. The hinge hardware is used between the uprights of standard 19" racks and the panels, and allow the panels to hinge and swing open toward the front of the rack for front access to the back of the panel and rear cable management system. Panel kits available for 1U and 2U applications\*.

*\*First, determine the panels being used to ensure there are no structural elements on the rear of the panels that might be located too close to the uprights on the rack. As an example, the Uniprise FTP-MOD-24P panel cannot be used with the hinges because the lower shelf of this panel will not clear the rack uprights when attempting to swing the panel out. It should also be noted that the use of the hinge kits results in the panel being positioned 3/4" in front of the standard mounting plane.*



Uniprise patch panels with hinged panel kit installed



### Ordering Information

Catalog Numbe	Description	Material ID
UNP-HA-1U	Hinged Panel Kit for 1U Panels	CC0065425/1
UNP-HA-2U	Hinged Panel Kit for 2U Panels	CC0065433/1

## Power Strips

### Introduction

CommScope Power Strips provide safe, cost-effective solutions for power distribution that runs to racks and cabinets.

Vertical power strips feature twenty receptacles, enabling dense equipment installs without the waste of valuable rack space.

Horizontal power strips are compact 1U rack-mountable units, designed for installation in either 1-in-relay or Standard EIA Rack configuration.

All CommScope power strips come equipped with convenient snap-in clips or reversible mounting ears, ensuring that both installation and move management are simple and quick. CommScope power strips are UL and c-UL listed 60950.

### Features and Benefits:

#### Vertical Power Strips

- Vertical Mount: 66 in
- Available in 125 and 250 Volts
- Available in 15 or 20 Amp strips
- Standard or twist-lock style NEMA plugs
- NEMA 5-15R or IEC-320/C-13 receptacle
- Offers current surge protection and circuit breakers
- Includes brackets designed to specifically fit in CommScope racks and cabinets
- Easy access rack-mounting brackets provide flexibility in vertical placement of power strips

#### Horizontal Power Strips





- Horizontal Mount: 17 in (19 in rack)
- Available in 125 and 250 Volts
- Available in 15 or 20 Amp strips
- Standard or twist-lock style NEMA plugs
- NEMA 5-15R, 5-20R or IEC-320/C-13 receptacle
- Provides easy access for installation and removal in CommScope racks and cabinets
- Reversible mounting ears allow the unit to be mounted flush to a wall, offering a compact vertical mount solution if desired

Specification	Value
AC Rating Amps	15 or 20 Amps
VA Per Input	Vertical - 1875W (15*125V)/2500W (20*125V)/5000W (20*250V), Horizontal -1875W (15*125V)/2500W (20*125V)/5000W (20*250V)
AC Rating Volts	125 and 250 Volts
AC Rating Frequency	50/60 Hz
Over Current Protection	15 or 20 Amp Thermal Breaker (not available on all configurations)
Power Switch	None
Surge Protection	Available
Power Cable Wire Gauge	14/3 (15A) 12/3 (20A)
Power Cord Length	10 ft, IEC320 Units Have C-20 Power Inlet (cord not included)
Plug Type	NEMA 5-15R, NEMA 5-20R and C-13
Plug Style	Individual In-Line or Grouped (C-13)
No. of Receptacles On Face	20 - Vertical Mount, 8 - Horizontal Mount, 10 - Horizontal IEC320
Maximum Output Per Receptacle Socket	15A or 20A
Housing Configuration	Heavy Steel – Black Powder Coated
Certification/Agency Approvals	UL and C-UL Listed 60950
Chassis Dimensions (HxWxD)	Vertical -1.61 in x 1.61 in x 66 in, Horizontal -1.61 in x 1.61 in x 17 in or 1.61 in x 1.72 in x 17 in
Unit Weight	Vertical -12 lbs, Horizontal - 6 lbs





# Power Strips

## Plug Configurations

### NEMA Straight-Blade Plug & Outlet

Amp	Volt	NEMA Straight-Blade Plug	NEMA Straight-Blade Outlet
15	125	5-15P 	5-15R 
20	125	5-20P 	5-20R 

### Twist-Lock Plug & Outlet

Amp	Volt	Twist-Lock Plug	Twist-Lock Outlet
15	125	L5-15P 	L5-15R 
20	125	L5-20P 	L5-20R 

### IEC Power Inlet & Outlet

Amp	Volt	IEC Power Inlet	IEC Power Outlet
20/16*	125 or 250	C-19 	C-13 

\*Rating for CE Products

- Uniprise
- Copper
- Fiber
- Coax
- Multi-Conductor
- Enclosures
- Workstation Platforms
- Conduit
- Packaging
- Glossary/Index

## Power Strips

### Single Input Vertical Power Strips

#### NEMA Plug - NEMA Outlets – 125 Volt, 15 Amp with 20 NEMA 5-15R Outlets

Catalog Number	Inlet Plug Type	Surge Protection	Circuit Breaker	Dimensions	Shipping Weight	Material ID
PSV5-15SP-CBSP	Standard	Yes	Yes	1.6 in x 66 in x 1.6 in (41 mm x 1680 mm x 41 mm)	12 lbs/5.45 kg	760083600
PSV5-15SP-CBTP	Twist Lock	Yes	Yes	1.6 in x 66 in x 1.6 in (41 mm x 1680 mm x 41 mm)	12 lbs/5.45 kg	760083618
PSV5-15NP-CBSP	Standard	No	Yes	1.6 in x 66 in x 1.6 in (41 mm x 1680 mm x 41 mm)	12 lbs/5.45 kg	760083626
PSV5-15NP-CBTP	Twist Lock	No	Yes	1.6 in x 66 in x 1.6 in (41 mm x 1680 mm x 41 mm)	12 lbs/5.45 kg	760083634
PSV5-15NP-NBSP	Standard	No	No	1.2 in x 66 in x 1.3 in (29 mm x 1680 mm x 32 mm)	12 lbs/5.45 kg	760083642
PSV5-15NP-NBTP	Twist Lock	No	No	1.2 in x 66 in x 1.3 in (29 mm x 1680 mm x 32 mm)	12 lbs/5.45 kg	760083659

#### NEMA Plug - NEMA Outlets – 125 Volt, 20 Amp with 20 NEMA 5-15R Outlets

Catalog Number	Inlet Plug Type	Surge Protection	Circuit Breaker	Dimensions	Shipping Weight	Material ID
PSV5-20SP-CBSP	Standard	Yes	Yes	1.6 in x 66 in x 1.6 in (41 mm x 1680 mm x 41 mm)	12 lbs/5.45 kg	760083667
PSV5-20SP-CBTP	Twist Lock	Yes	Yes	1.6 in x 66 in x 1.6 in (41 mm x 1680 mm x 41 mm)	12 lbs/5.45 kg	760083675
PSV5-20NP-CBSP	Standard	No	Yes	1.6 in x 66 in x 1.6 in (41 mm x 1680 mm x 41 mm)	12 lbs/5.45 kg	760083683
PSV5-20NP-CBTP	Twist Lock	No	Yes	1.6 in x 66 in x 1.6 in (41 mm x 1680 mm x 41 mm)	12 lbs/5.45 kg	760083691
PSV5-20NP-NBSP	Standard	No	No	1.2 in x 66 in x 1.3 in (29 mm x 1680 mm x 32 mm)	12 lbs/5.45 kg	760083709
PSV5-20NP-NBTP	Twist Lock	No	No	1.2 in x 66 in x 1.3 in (29 mm x 1680 mm x 32 mm)	12 lbs/5.45 kg	760083717

#### IEC Plug - IEC Outlets – 125/250 Volt, 20 Amp with 20 IEC320 TYPE C-13 Outlets

Catalog Number	Inlet Plug Type	Surge Protection	Circuit Breaker	Dimensions	Shipping Weight	Material ID
PSV10-20NBC13	IEC320 Type C-20	No	No	1.6 in x 66 in x 1.6 in (41 mm x 1680 mm x 41 mm)	12 lbs/5.45 kg	760083733



PSV5-15SP-CBSP



PSV5-20NP-NBSP



PSV10-20 NBC13

## Power Strips

### Single Input Horizontal Power Strips

#### NEMA Plug - NEMA Outlets – 125 Volt, 15 Amp, 1 RMU with 8 NEMA 5-15R Outlets

Catalog Number	Inlet Plug Type	Surge Protection	Circuit Breaker	Dimensions	Shipping Weight	Material ID
PSH5-15SP-CBSP	Standard	Yes	Yes	19 in x 1 RMU x 1.6 in (41 mm)	6 lbs/2.73 kg	760083758
PSH5-15SP-CBTP	Twist Lock	Yes	Yes	19 in x 1 RMU x 1.6 in (41 mm)	6 lbs/2.73 kg	760083766
PSH5-15NP-CBSP	Standard	No	Yes	19 in x 1 RMU x 1.6 in (41 mm)	6 lbs/2.73 kg	760083774
PSH5-15NP-CBTP	Twist Lock	No	Yes	19 in x 1 RMU x 1.6 in (41 mm)	6 lbs/2.73 kg	760083782
PSH5-15NP-NBSP	Standard	No	No	19 in x 1 RMU x 1.6 in (41 mm)	6 lbs/2.73 kg	760083790
PSH5-15NP-NBTP	Twist Lock	No	No	19 in x 1 RMU x 1.6 in (41 mm)	6 lbs/2.73 kg	760083808

#### NEMA Plug - NEMA Outlets – 125 Volt, 20 Amp, 1 RMU with 8 NEMA 5-20R Outlets

Catalog Number	Inlet Plug Type	Surge Protection	Circuit Breaker	Dimensions	Shipping Weight	Material ID
PSH5-20SP-CBSP	Standard	Yes	Yes	19 in x 1 RMU x 1.6 in (41 mm)	6 lbs/2.73 kg	760083816
PSH5-20SP-CBTP	Twist Lock	Yes	Yes	19 in x 1 RMU x 1.6 in (41 mm)	6 lbs/2.73 kg	760083824
PSH5-20NP-CBSP	Standard	No	Yes	19 in x 1 RMU x 1.6 in (41 mm)	6 lbs/2.73 kg	760083832
PSH5-20NP-CBTP	Twist Lock	No	Yes	19 in x 1 RMU x 1.6 in (41 mm)	6 lbs/2.73 kg	760083840
PSH5-20NP-NBSP	Standard	No	No	19 in x 1 RMU x 1.6 in (41 mm)	6 lbs/2.73 kg	760083857
PSH5-20NP-NBTP	Twist Lock	No	No	19 in x 1 RMU x 1.6 in (41 mm)	6 lbs/2.73 kg	760083865

#### IEC Plug - IEC Outlets – 125/250 Volt, 20 Amp, 1 RMU with 8 IEC320 Type C-13 Outlets

Catalog Number	Inlet Plug Type	Surge Protection	Circuit Breaker	Dimensions	Shipping Weight	Material ID
PSH10-20NBC13	IEC320 Type C-20	No	No	19 in x 1 RMU x 1.6 in (41 mm)	6 lbs/2.73 kg	760083881



PSH5-20SP-CBSP

## Power Strips


### Mounting Accessories

Catalog Number	Description	Dimensions	Shipping Weight	Material ID
PSV-RKMTBK	Offset Rack-Mount Bracket Kit	8.4 in x 1.9 in x 1.9 in (213 mm x 48 mm x 48 mm)	3 lbs/1.36 kg	760083741
PSV-CBMTBK	L-Bracket Cabinet-Mount Kit	7.0 in x 1.4 in x 1.5 in (178 mm x 36 mm x 38 mm)	3 lbs/1.36 kg	760095091*

\*Required for 600 Deep and 800 Deep Cabinets



PSV-RKMTBK



PSV-CBMTBK



Installed L-Bracket  
Cabinet-Mount Kit

## Wall Mount Cabinets

### Introduction

Light and Heavy Duty Wall Mount Cabinets are available in 24-inch, 36-inch and 48-inch heights and feature standard EIA-310-E compliant mounting in a 24-inch deep enclosure for extended length equipment. The rear subpanel provides both 1-inch and 3-inch knockouts located at the top and bottom for easy wiring, installation and maintenance. The Wall Mount Cabinets can be purchased with solid or vented top and sides or with pre-mounted 120V, 110 CFM fans. Doors can be purchased with solid steel or tinted Plexi-glass for equipment visibility. Front and rear sections lock independently for added security.

### Features and Benefits:

- Available in 24 in. (12RU), 36 in. (19RU), and 48 in. (26RU) heights
- Swing out feature facilitates front and rear access for quick changes and maintenance
- EIA-310-E Compliant
- Pre-mounted 12-24 Tapped Adjustable Rails, 19" EIA-310E Compliant
- Supplied with (20) 12-24 Equipment Mounting Screws.
- 4" rear sub-panel w/top & bottom cable access knock-outs
- Rear subpanel features cable knock-outs with top and bottom access
- Flush side panels: solid or vented
- Flush top Panels: solid, vented or pre-mounted with fans
- Locking front and rear compartments, keyed alike.
- Optional Pre-mounted Fans for Thermal Control.
- Cabinets ship fully assembled
- Material: Steel
  - Equipment Rails: 12 Gauge (.105 Thick), CRS
  - Subpanel: 14 Gauge (0.075 Thick), CRS
  - Cab Center Section: 16 Gauge (0.060 Thick), CRS
- Finish: Durable Epoxy Powder Coat Finish
- Designed for use in telecommunications and equipment rooms
- Removable and reversible door (Light Duty Series) with quick release pin and key lock

### Light Duty Series

- Robust Fully Welded Steel Construction: 125 lb weight capacity
- Rounded Safety Edge-minimizes risk of exposure to sharp edges



**Rounded Safety Edge**

### Heavy Duty Series

- Robust Fully Welded Steel Construction: 300 lbs weight capacity
- Rugged 1" Tubular Steel Frame and HD Bullet enhances structural integrity
- Rear subpanel is removable for easy installation



**Light Duty Wall Mount Cabinet  
CW26-PVF-24**

Uniprise

Copper

Fiber

Coax

Multi-Conductor

Enclosures

Workstation  
Platforms

Conduit

Packaging

Glossary/Index

## Wall Mount Cabinets

### Wall Mount Cabinets

#### Light Duty Wall Mount Cabinets

Catalog Number	Description	H X W X D (cm)	Door	Sides	Top/Btm	Wt lbs/kg	Material ID
<b>CW26-PVV-24</b>	Wall Mount Cabinet 19 in (Rack Mt) x 48 in (48.3 x 121.9)	48 x 23 x 24 (121.9 x 58.4 x 60.9)	Plex	Vent	Vent	75/34.0	<b>760095729</b>
<b>CW26-PVF-24</b>	Wall Mount Cabinet 19 in (Rack Mt) x 48 in (48.3 x 121.9)	48 x 23 x 24 (121.9 x 58.4 x 60.9)	Plex	Vent	2 Fan	75/34.0	<b>760095737</b>
<b>CW26-PSS-24</b>	Wall Mount Cabinet 19 in (Rack Mt) x 48 in (48.3 x 121.9)	48 x 23 x 24 (121.9 x 58.4 x 60.9)	Plex	Solid	Solid	75/34.0	<b>760095745</b>
<b>CW26-SVV-24</b>	Wall Mount Cabinet 19 in (Rack Mt) x 48 in (48.3 x 121.9)	48 x 23 x 24 (121.9 x 58.4 x 60.9)	Solid	Vent	Vent	75/34.0	<b>760095752</b>
<b>CW26-SVF-24</b>	Wall Mount Cabinet 19 in (Rack Mt) x 48 in (48.3 x 121.9)	48 x 23 x 24 (121.9 x 58.4 x 60.9)	Solid	Vent	2 Fan	75/34.0	<b>760095760</b>
<b>CW26-SSS-24</b>	Wall Mount Cabinet 19 in (Rack Mt) x 48 in (48.3 x 121.9)	48 x 23 x 24 (121.9 x 58.4 x 60.9)	Solid	Solid	Vent	75/34.0	<b>760095778</b>
<b>CW19-PVV-24</b>	Wall Mount Cabinet 19 in (Rack Mt) x 36 in (48.3 x 91.4)	36 x 23 x 24 (91.4 x 58.4 x 60.9)	Plex	Vent	Solid	65/29.5	<b>760095786</b>
<b>CW19-PVF-24</b>	Wall Mount Cabinet 19 in (Rack Mt) x 36 in (48.3 x 91.4)	36 x 23 x 24 (91.4 x 58.4 x 60.9)	Plex	Vent	2 Fan	65/29.5	<b>760095794</b>
<b>CW19-PSS-24</b>	Wall Mount Cabinet 19 in (Rack Mt) x 36 in (48.3 x 91.4)	36 x 23 x 24 (91.4 x 58.4 x 60.9)	Plex	Solid	Vent	65/29.5	<b>760095802</b>
<b>CW19-SVV-24</b>	Wall Mount Cabinet 19 in (Rack Mt) x 36 in (48.3 x 91.4)	36 x 23 x 24 (91.4 x 58.4 x 60.9)	Solid	Vent	Solid	65/29.5	<b>760095810</b>
<b>CW19-SVF-24</b>	Wall Mount Cabinet 19 in (Rack Mt) x 36 in (48.3 x 91.4)	36 x 23 x 24 (91.4 x 58.4 x 60.9)	Solid	Vent	2 Fan	65/29.5	<b>760095828</b>
<b>CW19-SSS-24</b>	Wall Mount Cabinet 19 in (Rack Mt) x 36 in (48.3 x 91.4)	36 x 23 x 24 (91.4 x 58.4 x 60.9)	Solid	Solid	Vent	65/29.5	<b>760095836</b>
<b>CW12-PVV-24</b>	Wall Mount Cabinet 19 in (Rack Mt) x 24 in (48.3 x 60.9)	24 x 23 x 24 (60.9 x 58.4 x 60.9)	Plex	Vent	Solid	55/24.9	<b>760095844</b>
<b>CW12-PVF-24</b>	Wall Mount Cabinet 19 in (Rack Mt) x 24 in (48.3 x 60.9)	24 x 23 x 24 (60.9 x 58.4 x 60.9)	Plex	Vent	2 Fan	55/24.9	<b>760095851</b>
<b>CW12-PSS-24</b>	Wall Mount Cabinet 19 in (Rack Mt) x 24 in (48.3 x 60.9)	24 x 23 x 24 (60.9 x 58.4 x 60.9)	Plex	Solid	Vent	55/24.9	<b>760095869</b>
<b>CW12-SVV-24</b>	Wall Mount Cabinet 19 in (Rack Mt) x 24 in (48.3 x 60.9)	24 x 23 x 24 (60.9 x 58.4 x 60.9)	Solid	Vent	Solid	55/24.9	<b>760095877</b>
<b>CW12-SVF-24</b>	Wall Mount Cabinet 19 in (Rack Mt) x 24 in (48.3 x 60.9)	24 x 23 x 24 (60.9 x 58.4 x 60.9)	Solid	Vent	2 Fan	55/24.9	<b>760095885</b>
<b>CW12-SSS-24</b>	Wall Mount Cabinet 19 in (Rack Mt) x 24 in (48.3 x 60.9)	24 x 23 x 24 (60.9 x 58.4 x 60.9)	Solid	Solid	Solid	55/24.9	<b>760095893</b>

#### Heavy Duty Wall Mount Cabinets

Catalog Number	Description	H X W X D (cm)	Door	Sides	Top/Btm	Wt lbs/kg	Material ID
<b>CW26-PVV-24HD</b>	Wall Mount Cabinet 19 in (Rack Mt) x 48 in (48.3 x 121.9)	48 x 22 x 24 (121.9 x 55.9 x 60.9)	Plex	Vent	Vent	95/43.1	<b>760095901</b>
<b>CW26-PVF-24HD</b>	Wall Mount Cabinet 19 in (Rack Mt) x 48 in (48.3 x 121.9)	48 x 22 x 24 (121.9 x 55.9 x 60.9)	Plex	Vent	2 Fan	95/43.1	<b>760095919</b>
<b>CW26-PSS-24HD</b>	Wall Mount Cabinet 19 in (Rack Mt) x 48 in (48.3 x 121.9)	48 x 22 x 24 (121.9 x 55.9 x 60.9)	Plex	Solid	Solid	95/43.1	<b>760095927</b>
<b>CW26-SVV-24HD</b>	Wall Mount Cabinet 19 in (Rack Mt) x 48 in (48.3 x 121.9)	48 x 22 x 24 (121.9 x 55.9 x 60.9)	Solid	Vent	Vent	95/43.1	<b>760095935</b>
<b>CW26-SVF-24HD</b>	Wall Mount Cabinet 19 in (Rack Mt) x 48 in (48.3 x 121.9)	48 x 22 x 24 (121.9 x 55.9 x 60.9)	Solid	Vent	2 Fan	95/43.1	<b>760095943</b>
<b>CW26-SSS-24HD</b>	Wall Mount Cabinet 19 in (Rack Mt) x 48 in (48.3 x 121.9)	48 x 22 x 24 (121.9 x 55.9 x 60.9)	Solid	Solid	Vent	95/43.1	<b>760095950</b>
<b>CW19-PVV-24HD</b>	Wall Mount Cabinet 19 in (Rack Mt) x 36 in (48.3 x 91.4)	36 x 22 x 24 (91.4 x 55.9 x 60.9)	Plex	Vent	Solid	85/38.6	<b>760095968</b>
<b>CW19-PVF-24HD</b>	Wall Mount Cabinet 19 in (Rack Mt) x 36 in (48.3 x 91.4)	36 x 22 x 24 (91.4 x 55.9 x 60.9)	Plex	Vent	2 Fan	85/38.6	<b>760095976</b>
<b>CW19-PSS-24HD</b>	Wall Mount Cabinet 19 in (Rack Mt) x 36 in (48.3 x 91.4)	36 x 22 x 24 (91.4 x 55.9 x 60.9)	Plex	Solid	Vent	85/38.6	<b>760095984</b>
<b>CW19-SVV-24HD</b>	Wall Mount Cabinet 19 in (Rack Mt) x 36 in (48.3 x 91.4)	36 x 22 x 24 (91.4 x 55.9 x 60.9)	Solid	Vent	Solid	85/38.6	<b>760095992</b>
<b>CW19-SVF-24HD</b>	Wall Mount Cabinet 19 in (Rack Mt) x 36 in (48.3 x 91.4)	36 x 22 x 24 (91.4 x 55.9 x 60.9)	Solid	Vent	2 Fan	85/38.6	<b>760096008</b>
<b>CW19-SSS-24HD</b>	Wall Mount Cabinet 19 in (Rack Mt) x 36 in (48.3 x 91.4)	36 x 22 x 24 (91.4 x 55.9 x 60.9)	Solid	Solid	Vent	85/38.6	<b>760096016</b>
<b>CW12-PVV-24HD</b>	Wall Mount Cabinet 19 in (Rack Mt) x 24 in (48.3 x 60.9)	24 x 22 x 24 (60.9 x 55.9 x 60.9)	Plex	Vent	Solid	75/34.0	<b>760096024</b>
<b>CW12-PVF-24HD</b>	Wall Mount Cabinet 19 in (Rack Mt) x 24 in (48.3 x 60.9)	24 x 22 x 24 (60.9 x 55.9 x 60.9)	Plex	Vent	2 Fan	75/34.0	<b>760096032</b>
<b>CW12-PSS-24HD</b>	Wall Mount Cabinet 19 in (Rack Mt) x 24 in (48.3 x 60.9)	24 x 22 x 24 (60.9 x 55.9 x 60.9)	Plex	Solid	Vent	75/34.0	<b>760096040</b>
<b>CW12-SVV-24HD</b>	Wall Mount Cabinet 19 in (Rack Mt) x 24 in (48.3 x 60.9)	24 x 22 x 24 (60.9 x 55.9 x 60.9)	Solid	Vent	Solid	75/34.0	<b>760096057</b>
<b>CW12-SVF-24HD</b>	Wall Mount Cabinet 19 in (Rack Mt) x 24 in (48.3 x 60.9)	24 x 22 x 24 (60.9 x 55.9 x 60.9)	Solid	Vent	2 Fan	75/34.0	<b>760096065</b>
<b>CW12-SSS-24HD</b>	Wall Mount Cabinet 19 in (Rack Mt) x 24 in (48.3 x 60.9)	24 x 22 x 24 (60.9 x 55.9 x 60.9)	Solid	Solid	Solid	75/34.0	<b>760096073</b>

## Wall Mount Cabinets

### Wall Mount Cabinet Accessories

#### Wall Mount Cabinet Accessories

Catalog Number	Description	Wt lbs/kg	Material ID
<b>CWFK1-120</b>	Fan Kit, 1 Fan, 120VAC	3/1.3	<b>760096081</b>
<b>CWFK2-120</b>	Fan Kit, 2 Fans, 120VAC	6/2.7	<b>760096099</b>
<b>CWLNFK1-120</b>	Low Noise Fan Kit, 1 Fan, 120VAC	3/1.3	<b>760096107</b>
<b>CWLNFK2-120</b>	Low Noise Fan Kit, 2 Fans, 120VAC	6/2.7	<b>760096115</b>
<b>CWFK2-220</b>	Fan Kit, 2 Fans, 220VAC	6/2.7	<b>760096123</b>
<b>CWFK2-48</b>	Fan Kit, 2 Fans, 48VAC	6/2.7	<b>760096131</b>
<b>CWFF</b>	NEMA Fan Filter, 1 pc	1/0.4	<b>760096149</b>
<b>CWTFC</b>	Electronic Thermostat Fan Control	2/0.9	<b>760096156</b>
<b>CWVRK-24</b>	Wall Mount Cabinet, Equipment Vertical Rail Kit, 24"	6/2.7	<b>760100214</b>
<b>CWVRK-36</b>	Wall Mount Cabinet, Equipment Vertical Rail Kit, 36"	7/3.1	<b>760100222</b>
<b>CWVRK-48</b>	Wall Mount Cabinet, Equipment Vertical Rail Kit, 48"	8/3.6	<b>760100230</b>

Uniprise

Copper

Fiber

Coax

Multi-Conductor

Enclosures

Workstation  
Platforms

Conduit

Packaging

Glossary/Index

## CommScope Cabinets and Accessories

As networks and data centers grow, IT directors and data center managers continually seek new, effective ways to handle their network infrastructure. CommScope network and server cabinets accomplish these objectives and more, simplifying installation, enhancing network management and protecting network infrastructure components. CommScope cabinets and accessories are available throughout the world and are compatible with Systemax copper and fiber solutions as well as industry-leading servers and switches.



### Features and Benefits

- Strong yet lightweight frame construction
- Supplied fully assembled
- Cable management room for 10 Gbps cable
- 19" rack-mount width
- Multiple top panel cable entry points
- Fully adjustable front and rear vertical mounting rails with Rack Unit markings
- Load-rated up to 3200 lbs
- Available with perforated front door and split-perforated rear doors
- Optimal ventilation for better operating conditions

Commscope's wide range of key cabinet accessories simplifies the management of network infrastructure components within the cabinets. Types of accessories include:

- Cabinet Cable Management and Routing
- Cabinet Thermal Management
- Cabinet Power (PDU) Management
- Cabinet Shelves and Equipment Support
- Cabinet Miscellaneous Accessories

## Server Cabinets for North, South and Central Americas

Server Cabinet Builds with Steel Frame with Viewing Window and Fully Perforated Front Doors and Split Perforated Rear Doors

Catalog Number	Description	Front Door	Rear Door	Material ID
SC 42U 600X1000 NS	Steel Frame Server Bay Cabinet 42U 600mm x 1000mm (23.6 in x 39.4 in)	Fully Perforated	Split, Perforated	760143016
SC 42U 800X1000 NS	Steel Frame Server Bay Cabinet 42U 800mm x 1000mm (31.5 in x 39.4 in)	Fully Perforated	Split, Perforated	760143032
SC 42U 600X1200 NS	Steel Frame Server Bay Cabinet 42U 600mm x 1200mm (23.6 in x 47.2 in)	Fully Perforated	Split, Perforated	760143024
SC 42U 800X1200 NS	Steel Frame Server Bay Cabinet 42U 800mm x 1200mm (31.5 in x 47.2 in)	Fully Perforated	Split, Perforated	760143040
SC 47U 600X1000 NS	Steel Frame Server Bay Cabinet 47U 600mm x 1000mm (23.6 in x 39.4 in)	Fully Perforated	Split, Perforated	760143057
SC 47U 800X1000 NS	Steel Frame Server Bay Cabinet 47U 800mm x 1000mm (31.5 in x 39.4 in)	Fully Perforated	Split, Perforated	760143073
SC 47U 600X1200 NS	Steel Frame Server Bay Cabinet 47U 600mm x 1200mm (23.6 in x 47.2 in)	Fully Perforated	Split, Perforated	760143065
SC 47U 800X1200 NS	Steel Frame Server Bay Cabinet 47U 800mm x 1200mm (31.5 in x 47.2 in)	Fully Perforated	Split, Perforated	760143081

## Server Cabinets for North, South and Central Americas

### Accessories

#### Side Panels

Catalog Number	Description	Material ID
42U 1000MM SIDE PNL	Side Panel 42U x 40 inch/1000mm, 2 pack	760143958
42U 1200MM SIDE PNL	Side Panel 42U x 48 inch/1200mm, 2 pack	760143966
47U 1000MM SIDE PNL	Side Panel 47U x 40 inch/1000mm, 2 pack	760143974
47U 1200MM SIDE PNL	Side Panel 47U x 48 inch/1200mm, 2 pack	760143982

#### Cable Management & Routing

Catalog Number	Description	Material ID
CCM 3.5IN X 9U	Cabinet Cable Management 3.5 inch W X 9U	760144626
CCM 10IN X 9U	Cabinet Cable Management 10 inch W X 9U	760144600
CCM VLR	Cabinet Cable Management Velcro	760144659
CCM 3 CVR	Cabinet Cable Management 3.5 inch with Cover	760144618
CCM 10 CVR	Cabinet Cable Management 10 inch with Cover	760144592
CCM CLW	Cabinet Cable Management Cable Claw	760144634
CCM SPL	Cabinet Cable Management Slack Spool	760144642

#### Overhead Cable Management

Catalog Number	Description	Material ID
RCCM 24IN	Roofmount Cable Management 600mm (24 inches)	760144535
RCCM 32IN	Roofmount Cable Management 800mm (32 inches)	760144543
RCLR 24IN	Roofmount Ladder Rack 600mm (24 inches)	760144568
RCLR 32IN	Roofmount Ladder Rack 800mm (32 inches)	760144576
RCCM CVR	Roofmount Cable Management End Covers	760144550
RCLR CVR	Roofmount Ladder Rack End Covers	760144584

## Server Cabinets for North, South and Central Americas

## Accessories

## Blanking and Divider Panels

Catalog Number	Description	Material ID
1U BLANK PNL 10PK	Tool-less Blanking Panel 1U, 10 pack	760144378
3U BLANK PNL 5PK	Tool-less Blanking Panel 3U, 5 pack	760144386
1U PLS BLANK PNL 10PK	Tool-less Plastic Panel 1U, 10 pack	760144360
42U 1000MM DVDR PNL	Divider Panel 42U x 40 inch/1000mm	760143990
47U 1000MM DVDR PNL	Divider Panel 47U x 40 inch/1000mm	760144014
42U 1200MM DVDR PNL	Divider Panel 42U x 48 inch/1200mm	760144006
47U 1200MM DVDR PNL	Divider Panel 47U x 48 inch/1200mm	760144022

## Power (PDU) Management

Catalog Number	Description	Material ID
PDU BRK 1	PDU Mounting Bracket for 1 PDU	760144337
PDU BRK 2	PDU Mounting Bracket for 2 PDU	760144345
PDU MTG PLT	PDU Mounting Plate for PDU	760144352

## Shelves and Equipment Support

Catalog Number	Description	Material ID
HD SPT RAILS	Heavy Duty Support Rails 560mm to 762mm	760144519
HD SHLF 250LB	Heavy Duty Tool-less Shelf 250 lb capacity	760144527
HD 3U SSHLF	Heavy Duty Sliding Shelf 3U (200lb)	760144501

## Thermal Management

Catalog Number	Description	Material ID
SPL DR FAN 115V 24IN	Split Door Fan 115V 24 inch/600mm	760144477
SPL DR FAN 115V 32IN	Split Door Fan 115V 32 inch/800mm	760144485
42U ABB 24IN	Air Brush Baffle 42U x 24 inch/600mm	760144394
42U ABB 32IN	Air Brush Baffle 42U x 32 inch/800mm	760144402
47U ABB 24IN	Air Brush Baffle 47U x 24 inch/600mm	760144410
47U ABB 32IN	Air Brush Baffle 47U x 32 inch/800mm	760144428
BR TOP PNL 112MM	Brush Ring for Top Panel 112mm	760144436
SNPR GRMT	Snap Ring Grommet	760144469

## Miscellaneous Accessories

Catalog Number	Description	Material ID
BAY KIT	Baying Kit	760144063
M6 CAGE NUT 50	M6 Caged Nut w/o contact, 50 pack	760144089
SC CTR KIT	Server Cabinet Caster Kit	760144030
ADJ LEV FEET	Adjustable Leveling Feet	760144048
M6 X 12MM Torx 300	Screw Kit - M6 X 12mm Torx, 300 pack	760144105
BOLTCLAMP	Bolt Down Clamps (set of 4)	760144055
M6 GRND CAGE NUT 50	M6 Caged Nut with contact, 50 pack	760144097
GROUND KIT	Complete Grounding Kit	760144071
M6 X 16MM	Screw Kit - M6 X 16mm Phillips	760144113

## Network Cabinets for North, South and Central Americas

Network Cabinet Builds with Steel Frame with Viewing Window and Perforated Front Doors and Split Perforated Rear Doors

Catalog Number	Description	Front Door	Rear Door	Material ID
NC 42U 800X800 NS	Steel Frame Network Bay Cabinet 42U 800mm x 800mm (31.5 in x 31.5 in)	Viewing Window, Partially Perforated	Split, Perforated	760142927
NC 42U 600X800 NS PF	Steel Frame Network Bay Cabinet Perforated 42U 600mm x 800mm (23.6 in x 31.5 in)	Fully Perforated	Split, Perforated	760149708
NC 42U 800X800 NS PF	Steel Frame Network Bay Cabinet Perforated 42U 800 mm x 800 mm (31.5 in x 31.5 in)	Fully Perforated	Split, Perforated	760150664

## Network Cabinets for North, South and Central Americas

### Accessories

#### Side Panels

Catalog Number	Description	Material ID
42U 800MM SIDE PNL	Side Panel 42U x 32"/800mm, 2 pack	760143941

#### Cable Management & Routing

Catalog Number	Description	Material ID
CCM 3.5IN X 9U	Cabinet Cable Management 3.5 inch W X 9U	760144626
CCM 10IN X 9U	Cabinet Cable Management 10 inch W X 9U	760144600
CCM VLR	Cabinet Cable Management Velcro	760144659
CCM 3 CVR	Cabinet Cable Management 3.5 inch with Cover	760144618
CCM 10 CVR	Cabinet Cable Management 10 inch with Cover	760144592
CCM CLW	Cabinet Cable Management Cable Claw	760144634
CCM SPL	Cabinet Cable Management Slack Spool	760144642

#### Overhead Cable Management

Catalog Number	Description	Material ID
RCCM 24IN	Roofmount Cable Management 600mm (24 inches)	760144535
RCCM 32IN	Roofmount Cable Management 800mm (32 inches)	760144543
RCLR 24IN	Roofmount Ladder Rack 600mm (24 inches)	760144568
RCLR 32IN	Roofmount Ladder Rack 800mm (32 inches)	760144576
RCCM CVR	Roofmount Cable Management End Covers	760144550
RCLR CVR	Roofmount Ladder Rack End Covers	760144584

#### Blanking and Divider Panels

Catalog Number	Description	Material ID
1U BLANK PNL 10PK	Tool-less Blanking Panel 1U, 10 pack	760144378
3U BLANK PNL 5PK	Tool-less Blanking Panel 3U, 5 pack	760144386
1U PLS BLANK PNL 10PK	Tool-less Plastic Panel 1U, 10 pack	760144360

Uniprise

Copper

Fiber

Coax

Multi-Conductor

Enclosures

Workstation  
Platforms

Conduit

Packaging

Glossary/Index

## Network Cabinets for North, South and Central Americas

### Accessories

#### Power (PDU) Management

Catalog Number	Description	Material ID
PDU BRK 1	PDU Mounting Bracket for 1 PDU	760144337
PDU BRK 2	PDU Mounting Bracket for 2 PDU	760144345
PDU MTG PLT	PDU Mounting Plate for PDU	760144352

#### Shelves and Equipment Support

Catalog Number	Description	Material ID
HD SPT RAILS	Heavy Duty Support Rails 560mm to 762mm	760144519
HD SHLF 250LB	Heavy Duty Tool-less Shelf 250 lb capacity	760144527
HD 3U SSHLF	Heavy Duty Sliding Shelf 3U (200lb)	760144501

#### Thermal Management

Catalog Number	Description	Material ID
SPL DR FAN 115V 24IN	Split Door Fan 115V 24 inch/600mm	760144477
SPL DR FAN 115V 32IN	Split Door Fan 115V 32 inch/800mm	760144485
42U ABB 24IN	Air Brush Baffle 42U x 24 inch/600mm	760144394
42U ABB 32IN	Air Brush Baffle 42U x 32 inch/800mm	760144402
47U ABB 24IN	Air Brush Baffle 47U x 24 inch/600mm	760144410
47U ABB 32IN	Air Brush Baffle 47U x 32 inch/800mm	760144428
SDE BRTH ABB	Side Breathing Air Baffle	760148494
BR TOP PNL 112MM	Brush Ring for Top Panel 112mm	760144436
SNPR GRMT	Snap Ring Grommet	760144469

#### Miscellaneous Accessories

Catalog Number	Description	Material ID
BAY KIT	Baying Kit	760144063
M6 CAGE NUT 50	M6 Caged Nut w/o contact, 50 pack	760144089
ADJ LEV FEET	Adjustable Leveling Feet	760144048
M6 X 12MM Torx 300	Screw Kit - M6 X 12mm Torx, 300 pack	760144105
BOLTCLAMP	Bolt Down Clamps (set of 4)	760144055
M6 GRND CAGE NUT 50	M6 Caged Nut with contact, 50 pack	760144097
GROUND KIT	Complete Grounding Kit	760144071
M6 X 16MM	Screw Kit - M6 X 16mm Phillips	760144113

Uniprise

Copper

Fiber

Coax

Multi-Conductor

Enclosures

Workstation  
Platforms

Conduit

Packaging

Glossary/Index

## Server Cabinets for Europe, Middle East and Africa

### Server Cabinet Builds with Steel Vented Front Doors and Double Vented Rear Doors

Catalog Number	Description	Front Door	Rear Door	Material ID
SC-42U-600-1000-SVF-DVR-NS-EMEA	Server Cabinet 42U 600 mm x 1000 mm (23.6 in x 39.4 in)	Single Vented Steel	Double Vented, Additional Bay	760078196
SC-42U-600-1000-SVF-DVR-WS-EMEA	Server Cabinet 42U 600 mm x 1000 mm (23.6 in x 39.4 in)	Single Vented Steel	Double Vented	760078188
SC-42U-600-800-SVF-DVR-NS-EMEA	Server Cabinet 42U 600 mm x 800 mm (23.6 in x 31.5 in)	Single Vented Steel	Double Vented, Additional Bay	760078170
SC-42U-600-800-SVF-DVR-WS-EMEA	Server Cabinet 42U 600 mm x 800 mm (23.6 in x 31.5 in)	Single Vented Steel	Double Vented	760078162
SC-42U-800-1000-SVF-DVR-NS-EMEA	Server Cabinet 42U 800 mm x 1000 mm (31.5 in x 39.4 in)	Single Vented Steel	Double Vented, Additional Bay	760078238
SC-42U-800-1000-SVF-DVR-WS-EMEA	Server Cabinet 42U 800 mm x 1000 mm (31.5 in x 39.4 in)	Single Vented Steel	Double Vented	760078220
SC-42U-800-800-SVF-DVR-NS-EMEA	Server Cabinet 42U 800 mm x 800 mm (31.5 in x 31.5 in)	Single Vented Steel	Double Vented, Additional Bay	760078212
SC-42U-800-800-SVF-DVR-WS-EMEA	Server Cabinet 42U 800 mm x 800 mm (31.5 in x 31.5 in)	Single Vented Steel	Double Vented	760078204

Catalog Number	Description	Front Door	Rear Door	Material ID
SC-47U-600-1000-SVF-DVR-NS-EMEA	Server Cabinet 47U 600 mm x 1000 mm (23.6 in x 39.4 in)	Single Vented Steel	Double Vented, Additional Bay	760093963
SC-47U-600-1000-SVF-DVR-WS-EMEA	Server Cabinet 47U 600 mm x 1000 mm (23.6 in x 39.4 in)	Single Vented Steel	Double Vented	760093955
SC-47U-600-800-SVF-DVR-NS-EMEA	Server Cabinet 47U 600 mm x 800 mm (23.6 in x 31.5 in)	Single Vented Steel	Double Vented, Additional Bay	760093948
SC-47U-600-800-SVF-DVR-WS-EMEA	Server Cabinet 47U 600 mm x 800 mm (23.6 in x 31.5 in)	Single Vented Steel	Double Vented	760093930
SC-47U-800-1000-SVF-DVR-NS-EMEA	Server Cabinet 47U 800 mm x 1000 mm (31.5 in x 39.4 in)	Single Vented Steel	Double Vented, Additional Bay	760094003
SC-47U-800-1000-SVF-DVR-WS-EMEA	Server Cabinet 47U 800 mm x 1000 mm (31.5 in x 39.4 in)	Single Vented Steel	Double Vented	760093997
SC-47U-800-800-SVF-DVR-NS-EMEA	Server Cabinet 47U 800 mm x 800 mm (31.5 in x 31.5 in)	Single Vented Steel	Double Vented, Additional Bay	760093989
SC-47U-800-800-SVF-DVR-WS-EMEA	Server Cabinet 47U 800 mm x 800 mm (31.5 in x 31.5 in)	Single Vented Steel	Double Vented	760093971

Uniprise

Copper

Fiber

Coax

Multi-Conductor

Enclosures

Workstation  
Platforms

Conduit

Packaging

Glossary/Index

## Server Cabinets for Europe, Middle East and Africa

### Accessories

#### 200mm Extension Frames

Catalog Number	Description	Material ID
EXT-FRAME-42U-600-200-EMEA	200 mm Extension Frame 42U x 600 Wide	760091140
EXT-FRAME-42U-800-200-EMEA	200 mm Extension Frame 42U x 800 Wide	760091157
EXT-FRAME-47U-600-200-EMEA	200 mm Extension Frame 47U x 600 Wide	760091165
EXT-FRAME-47U-800-200-EMEA	200 mm Extension Frame 47U x 800 Wide	760091173

#### Chimney Tops

Catalog Number	Description	Material ID
CHIM-TOP-600-800-EMEA	600 Wide x 800 Deep Chimney Top	760119578
CHIM-TOP-600-1000-EMEA	600 Wide x 1000 Deep Chimney Top	760131482
CHIM-TOP-800-800-EMEA	800 Wide x 800 Deep Chimney Top	760131490
CHIM-TOP-800-1000-EMEA	800 Wide x 1000 Deep Chimney Top	760131508

#### Adjustable Feet

Catalog Number	Description	Material ID
BOLT-DOWN-CLAMP-4PK-EMEA	Bolt Down Clamps	760079376
SC-HVY-DTY-CASTOR-v2-EMEA	Heavy Duty Castors	760116301

#### Baying Accessories

Catalog Number	Description	Material ID
HORIZ-BAY-TRIM-1000D-EMEA	Horizontal Baying Trim 1000mm Deep	760079434
HORIZ-BAY-TRIM-800D-EMEA	Horizontal Baying Trim 800mm Deep	760079426

#### Floor Mounting Accessories

Catalog Number	Description	Material ID
SPLIT-DOOR-CROSS-BEAM-600-EMEA	600 mm (23.6 in) Wide Raft / Split Door Cross Beam	760079491
PLNTH-600-1000-NON-VENTED-100H-EMEA	600 mm (23.6 in) x 1000 mm (39.4 in) Non Vented 100 mm (3.9 in) Plinth	760080168
PLNTH-600-800-NON-VENTED-100H-EMEA	600 mm (23.6 in) x 800 mm (31.5 in) Non Vented 100 mm (3.9 in) Plinth	760080150
SPLIT-DOOR-CROSS-BEAM-800-EMEA	800 mm (31.5 in) Wide Raft / Split Door Cross Beam	760079509
PLNTH-800-1000-NON-VENTED-100H-EMEA	800 mm (31.5 in) x 1000 mm (39.4 in) Non Vented 100 mm (3.9 in) Plinth	760080192
PLNTH-800-800-NON-VENTED-100H-EMEA	800 mm (31.5 in) x 800 mm (31.5 in) Non Vented 100 mm (3.9 in) Plinth	760080184

#### Rail Kits

Catalog Number	Description	Material ID
42U-600W-SPLIT-EQUIP-RAIL-EMEA	42U x 600 Wide Split Mounting Rail Kit	760116392
42U-800W-SPLIT-EQUIP-RAIL-EMEA	42U x 800 Wide Split Mounting Rail Kit	760116400
47U-600W-SPLIT-EQUIP-RAIL-EMEA	47U x 600 Wide Split Mounting Rail Kit	760116434
47U-800W-SPLIT-EQUIP-RAIL-EMEA	47U x 800 Wide Split Mounting Rail Kit	760116442

## Server Cabinets for Europe, Middle East and Africa

### Accessories

#### Top Cable Management

Catalog Number	Description	Material ID
TOP-PAN-BRUSH-SIDE-EMEA	Top Side Brush	760115774
TOP-SIDE-BLK-PANEL-EMEA	Top Side Blanking Panel	760115758
TOP-BLK-PANEL-EMEA	Top Blanking Panel	760115766
TOP-CEN-BLK-PANEL-EMEA	Top Center Blanking Panel	760115790

#### Shelving Accessories

Catalog Number	Description	Material ID
SLID-SHLF-550D-25KG-EMEA	19 in (482.6 mm) x 21.6 in (550 mm) Sliding Shelf, 25 Kg Load Rating	760138586
HD-SHLF-650D-60KG-EMEA	19 in (482.6 mm) x 25.6 in (650 mm) Heavy Duty Shelf, 60 Kg Load Rating	760138560
HD-SHLF-750D-60KG-EMEA	19 in (482.6 mm) x 29.5 in (750 mm) Heavy Duty Shelf, 60 Kg Load Rating	760138578
HD-SLID-SHLF-567D-80KG-EMEA	19 in (482.6 mm) x 22.3 in (567 mm) Heavy Duty Sliding Shelf, 80 Kg Load Rating	760138594
SHELF-SUPPORT-670D-2PK-EMEA	Shelf Supports 670 mm Deep, 2 pack	760082768
SHELF-SUPPORT-770D-2PK-EMEA	Shelf Supports 770 mm Deep, 2 pack	760082776
CNTLVR-SHLF-19"-250D-EMEA	19 in Cantilever Shelf 250 Deep	760138545
CNTLVR-SHLF-19"-450D-EMEA	19 in Cantilever Shelf 450 Deep	760138552

#### Fan Tray Accessories

Catalog Number	Description	Material ID
FAN-TRAY-CORD-C13-UK-2M-EMEA	2M Mains Lead with C13 Socket and UK Plug	760080259
FAN-TRAY-CORD-C13-SCH-2M-EMEA	2M Mains Lead with C13 Socket and Schuko (German/French) Plug	760080267
FAN-TRAY-230V-AC-EMEA	Fan Tray 240V AC	760116103

#### Grounding Accessories

Catalog Number	Description	Material ID
EARTHING-SQUID-KIT-4PK-EMEA	Earthing Squid Kit, 4 pack	760080366

#### Thermal Management

Catalog Number	Description	Material ID
BLNK-PLATE-BOTTOM-600-1000-EMEA	600 mm (23.6 in) Wide x 1000 mm (39.4 in) Deep Bottom Blanking Plate	760096578
BLNK-PLATE-BOTTOM-600-800-EMEA	600 mm (23.6 in) Wide x 800 mm (31.5 in) Deep Bottom Blanking Plate	760101493
BLNK-PLATE-BOTTOM-800-1000-EMEA	800 mm (31.5 in) Wide x 1000 mm (39.4 in) Deep Bottom Blanking Plate	760101501
BLNK-PLATE-BOTTOM-800-800-EMEA	800 mm (31.5 in) Wide x 800 mm (31.5 in) Deep Bottom Blanking Plate	760101519

#### Hardware

Catalog Number	Description	Material ID
CAGED-NUT-M6-100PK-EMEA	M6 Caged Nuts, 100 pack	760080598
SCREW-M6x18-POZI-w/WSHR-100-PK-EMEA	M6 x 18 mm Pozidrive Screws and Washers, 100 pack	760080564
HING-PIN-KIT-4PK-EMEA	Hinge Pin Kit, 4 pack	760116384

Uniprise

Copper

Fiber

Coax

Multi-Conductor

Enclosures

Workstation  
Platforms

Conduit

Packaging

Glossary/Index

## Network Cabinets for Europe, Middle East and Africa

### Network Cabinet Builds with Glass Vented Front Doors and Single Vented Rear Doors

Catalog Number	Description	Front Door	Rear Door	Material ID
NC-42U-800-800-GVF-SVR-NS-EMEA	Network Cabinet 42U 800 mm x 800 mm (31.5 in x 31.5 in)	Single Vented Glass	Single Vented Steel, Additional Bay	760078964
NC-42U-800-800-GVF-SVR-WS-EMEA	Network Cabinet 42U 800 mm x 800 mm (31.5 in x 31.5 in)	Single Vented Glass	Single Vented Steel	760078956
NC-47U-800-800-GVF-SVR-NS-EMEA	Network Cabinet 47U 800 mm x 800 mm (31.5 in x 31.5 in)	Single Vented Glass	Single Vented Steel, Additional Bay	760094169
NC-47U-800-800-GVF-SVR-WS-EMEA	Network Cabinet 47U 800 mm x 800 mm (31.5 in x 31.5 in)	Single Vented Glass	Single Vented Steel	760094151

## Network Cabinets for Europe, Middle East and Africa

### Accessories

#### Adjustable Feet

Catalog Number	Description	Material ID
NC-CASTOR-LEVELER-4PK-EMEA	Castor Leveller Combination, Cable Frame Only	760079368

#### Top Cable Management

Catalog Number	Description	Material ID
TOP-PAN-BRUSH-REAR-EMEA	Top Brush	760115782

#### Thermal Management

Catalog Number	Description	Material ID
BLNK-PLATE-VERT-42U-800-14PK-EMEA	Blanking Plates for 800 Wide Cabinets, 14 pack	760091702
BLNK-PLATES-VERT-47U-800W-16PK-EMEA	Blanking Plates 47U for 800 Wide Cabinets, 16 pack	760091710

