



SYSTIMAX® Solutions

GigaSPEED® X10D U/UTP

Solution Guide

The **SYSTIMAX® GigaSPEED® X10D Solution** provides unprecedented performance for key parameters such as insertion loss and all forms of crosstalk, both within and between channels, yielding improved bandwidth, data throughput and network efficiency. With SYSTIMAX 360, the next-generation infrastructure network, the GigaSPEED X10D Solution is truly a network without limits. Engineered with customers in mind, SYSTIMAX 360 products deliver the design, speed and intelligence you need to take your business further.

The SYSTIMAX GigaSPEED X10D Solution has been specifically engineered with enhanced cable and connector performance designed to support 10 Gb/s Ethernet requirements. Using patented technology and the scientific capabilities of CommScope Labs, this solution exhibits far superior channel performance than legacy solutions, and innovative engineering techniques to meet the specific demands 10 Gb/s brings to the physical layer. The SYSTIMAX GigaSPEED X10D Solution delivers next generation support by providing bandwidth that is extended out to 500 MHz with guaranteed Alien Crosstalk performance.

Contents

Introduction	2
SYSTIMAX GigaSPEED® X10D Channel Performance	3
SYSTIMAX 360™ GigaSPEED® X10D 91B Series Cable	4
SYSTIMAX 360™ GigaSPEED® X10D 360GS10E Patch Cords	8
SYSTIMAX 360™ GigaSPEED® X10D MGS600 Information Outlets	11
SYSTIMAX 360™ GigaSPEED® X10D 1100GS6 Panels	12
SYSTIMAX 360™ GigaSPEED® X10D PATCHMAX® GS6 Panels	14
SYSTIMAX 360™ Modular Panel	16
CommScope® M4800/M4800A 1U High Density Modular Panel	17
CommScope® M2000 Modular Panel	18
CommScope® M2100 Modular Panel	19
SYSTIMAX® VisiPatch® 360 System	20

SYSTIMAX GigaSPEED X10D Channel Performance

The SYSTIMAX GigaSPEED X10D cabling system is designed specifically for the 10GBASE-T application. A major breakthrough of the SYSTIMAX GigaSPEED X10D Solution is vastly improved Alien Crosstalk, which is the crosstalk from external cable or connector pairs into a victim pair. By utilizing the unique design tools available to CommScope Labs, the technologies implemented in the SYSTIMAX GigaSPEED X10D Solution are capable of suppressing the interference from the external pairs without degrading the internal channel transmission performance. Superior Alien Crosstalk performance, improved Insertion Loss performance and guaranteed channel performance up to 500 MHz are the key enhancements that set the SYSTIMAX GigaSPEED X10D Solution apart from the rest of the SYSTIMAX GigaSPEED family.

The GigaSPEED X10D U/UTP solution meets or exceeds Category 6A/Class E_A requirements in ANSI/TIA-568-C.2, CENELEC EN-50173 series, and ISO 11801:2002 including amendments 1 and 2.

The GigaSPEED X10D U/UTP Solution

- Extending... **the usable bandwidth of the enterprise**
- Extending... **the peak performance of the enterprise**
- Extending... **the technology of copper U/UTP**
- Extending... **the value of the IT budget**
- Extending... **the life of the enterprise**

Guaranteed Performance Specifications for 4-Connection GigaSPEED® X10D U/UTP Channel ¹	
Electrical Parameter ²	Guaranteed Channel Margins to ISO/IEC 11801 Edition 2.1 "Class E _A " (1 – 500 MHz)
Insertion Loss	3 %
NEXT	1 dB
PSNEXT	2.5 dB
ACR-N	3 dB
PSACR-N	4 dB
ACR-F	6 dB
PSACR-F	8 dB
Return Loss	>0 dB
PSANEXT	>0 dB
PSAACR-F	>0 dB
Average PSANEXT	>0 dB
Average PSAACR-F	>0 dB

¹ GigaSPEED U/UTP channel is comprised of 91B series cable with MGS600/GS6/PatchMAXGS6/1100 GS6 and 360GS10E cords installed according to SYSTIMAX design and installation guidelines.

² Since TCL, ELTCTL, and resistance unbalance parameters are not measurable in the field, they are achieved by design using compliant components installed according to SYSTIMAX installation guidelines.

Guaranteed Channel Performance Specifications for 4-Connection GigaSPEED X10D U/UTP Systems														
Freq (MHZ)	Insertion Loss (dB)	PS ANEXT (dB)	Ave. PS ANEXT (dB)	PS AACR-F (dB)	Ave. PS AACR-F (dB)	NEXT (dB)	ACR-N (dB)	PS NEXT (dB)	PS ACR-N (dB)	ACR-F (dB)	PS ACR-F (dB)	Return Loss (dB)	Delay (ns)	Delay Skew (ns)
1	2.2	80.0	82.25	77.0	81.0	73.7	71.5	72.3	70.1	69.3	68.3	19.0	580	40
4	4.0	74.0	76.23	65.0	69.0	64.0	60.0	62.5	58.5	57.2	56.2	19.0	562	40
8	5.6	71.0	73.22	58.9	62.9	59.2	53.5	57.6	52.0	51.2	50.2	19.0	557	40
10	6.3	70.0	72.25	57.0	61.0	57.6	51.3	56.0	49.7	49.3	48.3	19.0	555	40
16	7.9	68.0	70.21	52.9	56.9	54.2	46.3	52.6	44.7	45.2	44.2	18.0	553	40
20	8.9	67.0	69.24	51.0	55.0	52.6	43.8	51.0	42.1	43.2	42.2	17.5	552	40
25	9.9	66.0	68.27	49.0	53.0	51.0	41.1	49.3	39.4	41.3	40.3	17.0	551	40
31.3	11.1	65.0	67.29	47.1	51.1	49.4	38.3	47.7	36.6	39.3	38.3	16.5	550	40
62.5	15.9	62.0	64.29	41.1	45.1	44.4	28.5	42.6	26.7	33.3	32.3	14.0	549	40
100	20.3	60.0	62.25	37.0	41.0	40.9	20.7	39.1	18.8	29.3	28.3	12.0	548	40
200	29.2	55.5	57.73	31.0	35.0	35.8	6.6	33.9	4.7	23.2	22.2	9.0	547	40
250	32.9	54.0	56.28	29.0	33.0	34.1	1.2	32.2	-0.7	21.3	20.3	8.0	546	40
300	36.2	52.8	55.09	27.5	31.5	32.7	-3.5	30.8	-5.5	19.7	18.7	7.2	546	40
400	42.3	51.0	53.22	25.0	29.0	30.6	-11.8	28.6	-13.8	17.2	16.2	6.0	546	40
500	47.8	49.5	51.77	23.0	27.0	28.9	-18.9	26.8	-21.0	15.3	14.3	6.0	546	40

Note: The table provides reference values only. All parameters comply with the governing equations given above over the entire frequency range. All values and equations apply to worst-case channels utilizing four-pair 91B series cable/cordage with full cross-connects, consolidation points and work area outlets (4 connections in a channel) for the length up to 100 meters.

SYSTIMAX 360™ GigaSPEED® X10D 91B Series Cable



**SYSTIMAX 360 GigaSPEED® X10D
1091B Series Cable**

The SYSTIMAX 360 GigaSPEED X10D 91B series U/UTP cable features one of the smallest cable diameters for Category 6A cable on the market today. Using SYSTIMAX's innovative Optimized Material Technology (OMT) platform, not only reduces the cable's core, but optimizes transmission performance, giving network managers increased rack space and airflow without succumbing to alien crosstalk.

The GigaSPEED X10D U/UTP 91B series cables have been optimized with the GigaSPEED X10D connectors and cords to minimize internal channel crosstalk and also crosstalk between channels in close proximity. The 91B series cables incorporate a smooth shape that speeds the handling and termination process. The cables have been designed to withstand an aggressive 6 around 1 channel test that CommScope Labs believes to be the most challenging test configuration. This is a powersum computation of the alien crosstalk noise from 24 pairs of 6 channels surrounding a single 4-pair channel. The 91 series cables have been specified out to 500 MHz to support high bandwidth applications operating at 10 Gb/s.


In supporting CommScope's solid foundation for our environmentally-conscious initiatives, the 91B series cable uses 11% to 19% less plastic raw material and meets all RoHS requirements.

features and benefits

- Cable Diameter - 0.285 in. (7.24 mm)
- Optimized Material Technology (OMT) platform reduces cable diameter while optimizing transmission performance
- Electrical performance guaranteed to meet or exceed the channel specifications of Amendment 1 to ISO/IEC 1180:2001 Class E_A, and ANSI/TIA 568-C.2 Category 6A up to 500 MHz when used as part of a GigaSPEED X10D U/UTP Channel in registered SYSTIMAX installations
- 4-pair construction with finned inner jacket surface and isolator member provides the extra margin of performance required for high-bandwidth applications
- ETL Listed - 1091B Riser rated CMR and CMG - 2091B Plenum rated CMP
- IEC Certified - 3091B is a LSZH cable tested to IEC 60332-3, IEC 61034, and IEC 60754-2
- 1091B and 2091B are ETL Verified Cat 6A
- Can support network line speeds up to 10 gigabits per second
- Qualifies for the SYSTIMAX 20-Year Extended Product Warranty and Applications Assurance when included as part of a registered SYSTIMAX GigaSPEED X10D channel
- Improves density by 54% compared to the industry standard - 6.3 cables per square inch with a 40% fill ratio versus only 4.1 cables in standard size
- Smaller cord improves usable density on interconnects and cross connects
- Packaging materials reduced without compromising package durability
- RoHS compliant

SPECIFICATIONS

	1091B	2091B	3091B
Nominal Outer Jacket OD	0.285 in. (7.24 mm)	0.285 in. (7.24 mm)	0.285 in. (7.24 mm)
Nominal Outer Jacket Thickness	0.05 in. (1.27 mm)	0.05 in. (1.27 mm)	0.05 in. (1.27 mm)
Maximum Pulling Tension	25 lbs (11.3 kg)	25 lbs (11.3 kg)	25 lbs (11.3 kg)
Nominal Cable Weight	37.30 lbs/kft (16.9 kg)	40.70 lbs/kft (18.5 kg)	36.90 lbs/kft (16.7 kg)
Operating Temperature	-4°F to 140°F (-20°C to 60°C)	-4°F to 140°F (-20°C to 60°C)	-4°F to 140°F (-20°C to 60°C)
Installation Temperature	32°F to 140°F (0°C to 60°C)	32°F to 140°F (0°C to 60°C)	32°F to 140°F (0°C to 60°C)
Conductor Diameter	23 AWG	23 AWG	23 AWG
Jacket Material	PVC	Low Smoke PVC	Low Smoke Zero Halogen
ETL Type	CMR, CMG	CMP	
IEC Verified			IEC 60332-3-22
Nominal Velocity of Propagation	65%	67%	65%
Maximum DC Resistance	8.00 Ohms/100 m	8.00 Ohms/100 m	8.00 Ohms/100 m
Maximum DC Resistance Unbalanced	4%	4%	4%
Maximum Mutual Capacitance at 1 KHz	6.0 nF/100 m	6.0 nF/100 m	6.0 nF/100 m
Minimum Dielectric Strength	1500 VAC or 2500 VDC	1500 VAC or 2500 VDC	1500 VAC or 2500 VDC
Voltage Safety Rating	300 Volts per NEC 800.179	300 Volts per NEC 800.179	300 Volts per NEC 800.179




**SYSTIMAX 360 GigaSPEED® X10D
1091B Series Cable**

ORDERING INFORMATION:

Material ID	Product Number	Description
Non Plenum 1091B		
760105114	1091B SL 4/23 R1000	GigaSPEED X10D 1091B Category 6A U/UTP Cable, slate jacket, 4 pair count, 1000 ft (305 m) length, reel
760107078	1091B SL 4/23 W1000	GigaSPEED X10D 1091B Category 6A U/UTP Cable, slate jacket, 4 pair count, 1000 ft (305 m) length, We Tote Box
760105858	1091B SL 4/23 R3000	GigaSPEED X10D 1091B Category 6A U/UTP Cable, slate jacket, 4 pair count, 3000 ft (914 m) length, reel
760105742	1091B BK 4/23 R1000	GigaSPEED X10D 1091B Category 6A U/UTP Cable, black jacket, 4 pair count, 1000 ft (305 m) length, reel
760107086	1091B BK 4/23 W1000	GigaSPEED X10D 1091B Category 6A U/UTP Cable, black jacket, 4 pair count, 1000 ft (305 m) length, We Tote Box
760105759	1091B BL 4/23 R1000	GigaSPEED X10D 1091B Category 6A U/UTP Cable, blue jacket, 4 pair count, 1000 ft (305 m) length, reel
760107094	1091B BL 4/23 W1000	GigaSPEED X10D 1091B Category 6A U/UTP Cable, blue jacket, 4 pair count, 1000 ft (305 m) length, We Tote Box
760105833	1091B BL 4/23 R3000	GigaSPEED X10D 1091B Category 6A U/UTP Cable, blue jacket, 4 pair count, 3000 ft (914 m) length, reel
760105767	1091B LB 4/23 R1000	GigaSPEED X10D 1091B Category 6A U/UTP Cable, light blue jacket, 4 pair count, 1000 ft (305 m) length, reel
760107102	1091B LB 4/23 W1000	GigaSPEED X10D 1091B Category 6A U/UTP Cable, light blue jacket, 4 pair count, 1000 ft (305 m) length, We Tote Box
760105775	1091B GR 4/23 R1000	GigaSPEED X10D 1091B Category 6A U/UTP Cable, green jacket, 4 pair count, 1000 ft (305 m) length, reel
760107110	1091B GR 4/23 W1000	GigaSPEED X10D 1091B Category 6A U/UTP Cable, green jacket, 4 pair count, 1000 ft (305 m) length, We Tote Box
760105783	1091B OR 4/23 R1000	GigaSPEED X10D 1091B Category 6A U/UTP Cable, orange jacket, 4 pair count, 1000 ft (305 m) length, reel
760107128	1091B OR 4/23 W1000	GigaSPEED X10D 1091B Category 6A U/UTP Cable, orange jacket, 4 pair count, 1000 ft (305 m) length, We Tote Box
760105791	1091B RD 4/23 R1000	GigaSPEED X10D 1091B Category 6A U/UTP Cable, red jacket, 4 pair count, 1000 ft (305 m) length, reel
760107136	1091B RD 4/23 W1000	GigaSPEED X10D 1091B Category 6A U/UTP Cable, red jacket, 4 pair count, 1000 ft (305 m) length, We Tote Box
760105817	1091B WH 4/23 R1000	GigaSPEED X10D 1091B Category 6A U/UTP Cable, white jacket, 4 pair count, 1000 ft (305 m) length, reel
760107144	1091B WH 4/23 W1000	GigaSPEED X10D 1091B Category 6A U/UTP Cable, white jacket, 4 pair count, 1000 ft (305 m) length, We Tote Box
760105841	1091B WH 4/23 R3000	GigaSPEED X10D 1091B Category 6A U/UTP Cable, white jacket, 4 pair count, 3000 ft (914 m) length, reel
760105825	1091B YL 4/23 R1000	GigaSPEED X10D 1091B Category 6A U/UTP Cable, yellow jacket, 4 pair count, 1000 ft (305 m) length, reel
760107151	1091B YL 4/23 W1000	GigaSPEED X10D 1091B Category 6A U/UTP Cable, yellow jacket, 4 pair count, 1000 ft (305 m) length, We Tote Box

ORDERING INFORMATION:


Material ID	Product Number	Description
Plenum 2091B		
760105338	2091B BL 4/23 R1000	GigaSPEED X10D 2091B Category 6A U/UTP Cable, blue jacket, 4 pair count, 1000 ft (305 m) length, reel
760107201	2091B BL 4/23 W1000	GigaSPEED X10D 2091B Category 6A U/UTP Cable, blue jacket, 4 pair count, 1000 ft (305 m) length, We Tote Box
760105965	2091B BL 4/23 R3000	GigaSPEED X10D 2091B Category 6A U/UTP Cable, blue jacket, 4 pair count, 3000 ft (914 m) length, reel
760105890	2091B GR 4/23 R1000	GigaSPEED X10D 2091B Category 6A U/UTP Cable, green jacket, 4 pair count, 1000 ft (305 m) length, reel
760107219	2091B GR 4/23 W1000	GigaSPEED X10D 2091B Category 6A U/UTP Cable, green jacket, 4 pair count, 1000 ft (305 m) length, We Tote Box
760105908	2091B OR 4/23 R1000	GigaSPEED X10D 2091B Category 6A U/UTP Cable, orange jacket, 4 pair count, 1000 ft (305 m) length, reel
760107227	2091B OR 4/23 W1000	GigaSPEED X10D 2091B Category 6A U/UTP Cable, orange jacket, 4 pair count, 1000 ft (305 m) length, We Tote Box
760105924	2091B RD 4/23 R1000	GigaSPEED X10D 2091B Category 6A U/UTP Cable, red jacket, 4 pair count, 1000 ft (305 m) length, reel
760107243	2091B RD 4/23 W1000	GigaSPEED X10D 2091B Category 6A U/UTP Cable, red jacket, 4 pair count, 1000 ft (305 m) length, We Tote Box
760105932	2091B SL 4/23 R1000	GigaSPEED X10D 2091B Category 6A U/UTP Cable, slate jacket, 4 pair count, 1000 ft (305 m) length, reel
760107250	2091B SL 4/23 W1000	GigaSPEED X10D 2091B Category 6A U/UTP Cable, slate jacket, 4 pair count, 1000 ft (305 m) length, We Tote Box
760105981	2091B SL 4/23 R3000	GigaSPEED X10D 2091B Category 6A U/UTP Cable, slate jacket, 4 pair count, 3000 ft (914 m) length, reel
760105940	2091B WH 4/23 R1000	GigaSPEED X10D 2091B Category 6A U/UTP Cable, white jacket, 4 pair count, 1000 ft (305 m) length, reel
760107268	2091B WH 4/23 W1000	GigaSPEED X10D 2091B Category 6A U/UTP Cable, white jacket, 4 pair count, 1000 ft (305 m) length, We Tote Box
760105973	2091B WH 4/23 R3000	GigaSPEED X10D 2091B Category 6A U/UTP Cable, white jacket, 4 pair count, 3000 ft (914 m) length, reel
760105957	2091B YL 4/23 R1000	GigaSPEED X10D 2091B Category 6A U/UTP Cable, yellow jacket, 4 pair count, 1000 ft (305 m) length, reel
760107276	2091B YL 4/23 W1000	GigaSPEED X10D 2091B Category 6A U/UTP Cable, yellow jacket, 4 pair count, 1000 ft (305 m) length, We Tote Box



SYSTIMAX 360 GigaSPEED® X10D 2091B Series Cable

ORDERING INFORMATION:

Material ID	Product Number	Description
LSZH 3091B		
760105122	3091B WH 4/23 R1000	GigaSPEED X10D 3091B Category 6A U/UTP Cable, white jacket, 4 pair count, 1000 ft (305 m) length, reel
760107318	3091B WH 4/23 W1000	GigaSPEED X10D 3091B Category 6A U/UTP Cable, white jacket, 4 pair count, 1000 ft (305 m) length, We Tote Box
760106054	3091B WH 4/23 R3000	GigaSPEED X10D 3091B Category 6A U/UTP Cable, white jacket, 4 pair count, 3000 ft (914 m) length, reel
760106039	3091B BL 4/23 R1000	GigaSPEED X10D 3091B Category 6A U/UTP Cable, blue jacket, 4 pair count, 1000 ft (305 m) length, reel
760107326	3091B BL 4/23 W1000	GigaSPEED X10D 3091B Category 6A U/UTP Cable, blue jacket, 4 pair count, 1000 ft (305 m) length, We Tote Box
760106062	3091B BL 4/23 R3000	GigaSPEED X10D 3091B Category 6A U/UTP Cable, blue jacket, 4 pair count, 3000 ft (914 m) length, reel
760106047	3091B SL 4/23 R1000	GigaSPEED X10D 3091B Category 6A U/UTP Cable, slate jacket, 4 pair count, 1000 ft (305 m) length, reel
760107334	3091B SL 4/23 W1000	GigaSPEED X10D 3091B Category 6A U/UTP Cable, slate jacket, 4 pair count, 1000 ft (305 m) length, We Tote Box
760106070	3091B SL 4/23 R3000	GigaSPEED X10D 3091B Category 6A U/UTP Cable, slate jacket, 4 pair count, 3000 ft (914 m) length, reel



SYSTIMAX 360 GigaSPEED® X10D 3091B Series Cable

SYSTIMAX 360™ GigaSPEED® X10D 360GS10E Patch Cords



**SYSTIMAX 360 GigaSPEED X10D
360GS10E Patch Cord**

The SYSTIMAX 360 GigaSPEED X10D 360GS10E Patch Cords are for use at both ends of a SYSTIMAX GigaSPEED X10D channel. The high performance 360GS10E modular patch cord family has a patented plug design featuring a distinctive aqua sled and anti-snag latch for easy and rapid field identification. The 360GS10E plug exhibits dramatic reduction in performance variation via a new innovative design. Together with high precision manufacturing, this provides the electrical performance needed to deliver the SYSTIMAX GigaSPEED X10D Solution.

The 360GS10E patch cords are available in a variety of colors, and in plenum, non-plenum and low smoke zero halogen versions.

SYSTIMAX Solutions also provide a 360GS10E117 variation of the 360GS10E patch cord. The 360GS10E117 supports both equipment cord and consolidation point applications.

features and benefits

- Electrical performance guaranteed to meet or exceed the channel specifications of Amendment 1 to ISO/IEC 11801:2002 Class E_A and ANSI/TIA-568-C.2 Category 6A up to 500 MHz when used as part of a GigaSPEED X10D U/UTP Channel in registered SYSTIMAX installations
- ETL/cETL listed
- Can support network line speeds up to at least 10 gigabits per second
- Certified component of an integrated GigaSPEED X10D Solution
- Qualifies for the SYSTIMAX 20-Year Extended Product Warranty and Applications Assurance when included as part of a registered SYSTIMAX GigaSPEED X10D channel

GIGASPEED X10D 360GS10E MODULAR PATCH CORD

Material ID	Product Number	Description	Modular Jack Color	Cord Color Options	UOM	Cable/Cordage Length Options
CPCSSX2	360GS10E	360GS10E Solid Cordage	0	1,2,3,4,6,7,8,9,B,C,Z	F, M	3-100ft / 1-30m
BPCSSX2	360GS10E-10PK	360GS10E Solid Cordage, 10-pack	0	1,2,3,4,6,7,8,9,B,C,Z	F, M	3-25ft / 1-8m
CPCSSX3	360GS10E-X3	360GS10E 10/100BASE-T 2X3 & 1X4 Crossover Solid Cordage	0	1,2,3,4,6,7,8,9,B,C,Z	F, M	3-100ft / 1-30m
CPCS4X2	360GS10E117	360GS10E Single-ended Solid Cordage	0	1,2,3,4,6,7,8,9,B,C,Z	F, M	3-100ft / 1-30m
CPCSSX5	360GS10E-X5	360GS10E 1000BASE-T MDI-X Crossover Solid Cordage	0	1,2,3,4,6,7,8,9,B,C,Z	F, M	3-100ft / 1-30m
CPCPPX2	360GS10E-K	360GS10E Keyed Plug Solid Cordage	0	1,2,3,4,6,7,8,9,B,C,Z	F, M	3-100ft / 1-30m
CPCP4X2	360GS10E117-K	360GS10E Keyed Plug Single-ended Solid Cordage	0	1,2,3,4,6,7,8,9,B,C,Z	F, M	3-100ft / 1-30m
CPCRRX2	360GS10E-SM*	SecureMAX 360GS10E Tamper-resistant Patch Cord (Double side lock)	0	1,2,3,4,6,7,8,9,B,C,Z	F, M	3-100ft / 1-30m
CPCRSX2	360GS10E-SM-360GS10E*	SecureMAX 360GS10E Tamper-resistant Patch Cord (Single side lock)	0	1,2,3,4,6,7,8,9,B,C,Z	F, M	3-100ft / 1-30m
CPCSSY2	360GS10E-P	360GS10E Solid Plenum Cordage	0	1,4,6,7,8,9,C,Z	F, M	3-100ft / 1-30m
CPCSSY3	360GS10E-P-X3	360GS10E 10/100BASE-T 2X3 & 1X4 Crossover Solid Plenum Cordage	0	1,4,6,7,8,9,C,Z	F, M	3-100ft / 1-30m
CPCSSY5	360GS10E-P-X5	360GS10E 1000BASE-T MDI-X Crossover Solid Plenum Cordage	0	1,4,6,7,8,9,C,Z	F, M	3-100ft / 1-30m
CPCS4Y2	360GS10E117-P	360GS10E Single-ended Solid Plenum Cordage	0	1,4,6,7,8,9,C,Z	F, M	3-100ft / 1-30m
CPCSSZ2	360GS10E-L	360GS10E Solid LSZH Cordage	0	1,2,3,4,6,7,8,9,B,C,Z	F, M	3-100ft / 1-30m
CPCSSZ3	360GS10E-LX3	360GS10E 10/100BASE-T 2X3 & 1X4 Crossover Solid LSZH Cordage	0	1,2,3,4,6,7,8,9,B,C,Z	F, M	3-100ft / 1-30m
CPCSSZ5	360GS10E-LX5	360GS10E 1000BASE-T MDI-X Crossover Solid LSZH Cordage	0	1, 2, 3, 4, 6, 7, 8, 9, B, C, Z	F, M	3-100ft / 1-30m
CPCS4Z2	360GS10E117-L	360GS10E Single-ended Solid LSZH Cordage	0	1,2,3,4,6,7,8,9,B,C,Z	F, M	3-100ft / 1-30m
CPCSSM2	360GS10E-H	360GS10E 23-Gauge Patch Cable	0	1,2,6,7,8,9,C,Z	F, M	101-300ft / 31-100m
CPCSSO2	360GS10E-P-H	360GS10E 23-Gauge Plenum Patch Cable	0	6,7,8,9,C,Z	F, M	101-300ft / 31-100m
CPCSSW2	360GS10E-L-H	360GS10E 23-Gauge LSZH Patch Cable	0	8,C,Z	F, M	101-300ft / 31-100m

Ordering Material ID Example: **C P C S S X 2 - 0 2 F 0 0 7**

Information regarding T568A standard (A-wired) patch cord is available from your local sales representative. * SecureMAX Patch Cords and Accessories are not available for sale in Europe, Russia, Australia and Japan. Please contact your local sales representative to check availability in your country.

GIGASPEED X10D 360GS10E ZONE EXTENSION CORD

Material ID	Product Number	Description	Modular Jack Color	Cord Color Options	UOM	Cable/Cordage Length Options
CPCSUX2	360GS10E-MGS600	360GS10E-MGS600 on 1095B Solid Cordage	1,2,3,4,5,6,7,8,9	1,2,3,4,6,7,8,9,B,C,Z	F, M	3-100ft / 1-30m
CPCSUY2	360GS10E-MGS600-P	360GS10E-MGS600 on 2095B Solid Plenum Cordage	1,2,3,4,5,6,7,8,9	1,4,6,7,8,9,C,Z	F, M	3-100ft / 1-30m
CPCSUZ2	360GS10E-MGS600-L	360GS10E-MGS600 on 3095B Solid LSZH Cordage	1,2,3,4,5,6,7,8,9	1,2,3,4,6,7,8,9,B,C,Z	F, M	3-100ft / 1-30m

Ordering Material ID Example: C P C S U X 2 - 0 2 F 0 0 7

GIGASPEED® X10D MGS600 PRE-TERMINATED TO 91B SERIES CABLES

Material ID	Product Number	Description	Modular Jack Color	Cord Color Options	UOM	Cable/Cordage Length Options
CPCUUM2	MGS600-MGS600	MGS600-MGS600 on 1091B Cable	1,2,3,4,5,6,7,8,9	1,2,6,7,8,9,C,Z	F, M	10-300ft/ 3-100m
CPCUO2	MGS600-MGS600-P	MGS600-MGS600 on 2091B Plenum Cable	1,2,3,4,5,6,7,8,9	6,7,8,9,C,Z	F, M	10-300ft/ 3-100m
CPCUW2	MGS600-MGS600-L	MGS600-MGS600 on 3091B LSZH Cable	1,2,3,4,5,6,7,8,9	8,C,Z	F, M	10-300ft/ 3-100m

Ordering Material ID Example: C P C U U M 2 - 0 2 F 0 1 5

Jack Color Options: 0=NA, 1=Black, 2=Blue, 3=Gray, 4=Green, 5=Ivory, 6=Orange, 7=Red, 8=White, 9=Yellow

Cord Color Options: 1=BK(Black), 2=LB(Light Blue), 3=DG(Dark Gray), 4=GN(Spring Green), 6=OR(Orange), 7=RD(Red), 8=VH(White), 9=YL(Yellow), B=LL(Lilac), C=SL(Slate), Z=BL(Blue)

Unit of Measure: F=Feet, M=Meter

Cable/Cordage Length Options: 001, 002, 003. . .

Please contact your CommScope's representative for the availability of non-standard length, color and configuration

SYSTIMAX 360™ GigaSPEED® X10D MGS600 Information Outlets

The SYSTIMAX 360™ GigaSPEED X10D MGS600 Information Outlet snaps into standard CommScope M-Series faceplates, surface-mount boxes, and modular panels, but the patented compensation technology on the inside sets this outlet apart. Patented straddled pair cross-over techniques combined with new printed wiring board technologies, all tuned to SYSTIMAX 360 10G cables and cords bring our customers unsurpassed 10G channel performance with less restrictions than specified by industry standards.

features and benefits

- Electrical performance guaranteed to meet or exceed the channel specifications of Amendment 1 to ISO/IEC 11801: 2002 Class E_A and ANSI/TIA-568-C.2 Category 6A when used as part of a GigaSPEED X10D U/UTP Channel in registered SYSTIMAX installations
- Patented crossing of straddling pair contacts enables efficient alien crosstalk reduction in the channel
- Snaps into standard CommScope M-Series faceplates, surface-mount boxes, consolidation point boxes and SYSTIMAX Modular Panels. Can also be mounted either at 90 degrees (straight) or 45 degrees (angled) in any SYSTIMAX faceplate
- Universal design and label supports both T568 A & B wiring
- IDC connector terminations on rear of base allow quick and easy installation of 22 to 24 AWG cable
- Optional Plastic Icons (M61A) and Dust Covers (M20A) available in several colors
- Optimal performance is achieved when using the GigaSPEED X10D 360GS10E patch cords; however, the MGS600 is fully backwards compatible
- UL® listed
- Can support network line speeds up to at least 10 gigabits per second
- Qualifies for the SYSTIMAX 20-Year Extended Product Warranty and Applications Assurance when included as part of a registered SYSTIMAX GigaSPEED X10D channel

ORDERING INFORMATION:

Material ID	Product Number	Description
760092361	MGS600-003 BLACK	360 GigaSPEED X10D MGS600 Information Outlet, black
760092379	MGS600-112 ORANGE	360 GigaSPEED X10D MGS600 Information Outlet, orange
760092387	MGS600-123 YELLOW	360 GigaSPEED X10D MGS600 Information Outlet, yellow
760092403	MGS600-226 GREEN	360 GigaSPEED X10D MGS600 Information Outlet, green
760092411	MGS600-246 IVORY	360 GigaSPEED X10D MGS600 Information Outlet, ivory
760092429	MGS600-262 WHITE	360 GigaSPEED X10D MGS600 Information Outlet, white
760092437	MGS600-270 GRAY	360 GigaSPEED X10D MGS600 Information Outlet, gray
760092445	MGS600-317 RED	360 GigaSPEED X10D MGS600 Information Outlet, red
760092452	MGS600-318 BLUE	360 GigaSPEED X10D MGS600 Information Outlet, blue
760092460	MGS600-361 VIOLET	360 GigaSPEED X10D MGS600 Information Outlet, violet
760092478	MGS600-148 ALMOND	360 GigaSPEED X10D MGS600 Information Outlet, almond
760110957	MGS600-BULK-003	360 GigaSPEED X10D MGS600 Information Outlet, Black, 100 Pack
760110965	MGS600-BULK-246	360 GigaSPEED X10D MGS600 Information Outlet, Ivory, 100 Pack
760110973	MGS600-BULK-262	360 GigaSPEED X10D MGS600 Information Outlet, White, 100 Pack
760110981	MGS600-BULK-318	360 GigaSPEED X10D MGS600 Information Outlet, Blue, 100 Pack



**SYSTIMAX 360 GigaSPEED X10D
MGS600**



**SYSTIMAX 360 GigaSPEED X10D
MGS600 with Icon**



**SYSTIMAX 360 GigaSPEED X10D
MGS600 - Side View**

SYSTIMAX 360™ GigaSPEED® X10D 1100GS6 Panels



**SYSTIMAX 360 GigaSPEED X10D
1100GS6 24 Port, Front View**



**SYSTIMAX 360 GigaSPEED X10D
1100GS6 24 Port, Rear View**



**SYSTIMAX 360 GigaSPEED X10D
1100GS6 Angled 48 Port**



**SYSTIMAX 360 iPatch 1100GS6 24
Port**

SYSTIMAX 360 GigaSPEED X10D 1100GS6 panels are available in 1U and 2U options, angled and straight designs and feature the elegant SYSTIMAX 360 design. Enhanced rear cable management features make installation easier over current cable bundling/dressing methods by reducing time and steps to tie down bundles of cable on the rear of the panels.

CommScope's new panel platform, Evolve, is an intelligent/intelligent-ready modular panel system designed to accommodate unshielded multi-connector modules, individual shielded information outlets, pre-terminated copper trunks and future connector designs. For applications that demand intelligence today, the panel platform offers built-in intelligence, providing insight deep into your network for vision, knowledge and control of your network infrastructure. If, however, you are not ready for intelligence today but want the flexibility to add it later, the intelligent ready panel platform allows customers to evolve to intelligence deployments as their network needs change. Supporting architectures with shorter cords and cables and delivering improved performance, this new panel platform makes 10G easier – and life better – than ever before.

features and benefits

- GS6 multi-connector module utilizes patented straddle pair cross-over contacts and new patent pending technologies to achieve efficient alien crosstalk reduction ensuring industry standards are met for Category 6A/ E_A performance levels
- Architectural design and flexibility - supports 5 meter cables in 3 and 4 connector channels, 3 meter cables in 2 connector channels and cross connect cords down to 1 meter
- Alien Crosstalk complies to Industry standards; TIA-568-C and IEC 11801
- Easy cable routing and bundling through improved rear cable management
- Supports deployment of InstaPATCH® Cu pre-terminated copper solutions
- Available in 24-port (1U) and 48-port (2U) options
- Straight and Angled constructions, both iPatch (intelligence) Ready
- Features the elegant SYSTIMAX 360 design
- Available in iPatch-Ready versions (field upgradable to iPatch without the need to remove patch cords, meaning no network downtime) or factory assembled iPatch versions
- No tools required when installing iPatch Ready upgrade kits

SPECIFICATIONS

	24 Port (1U)	48 Port (2U)
Height	1.75 in (4.45 cm)	3.5 in (8.89 cm)
Width	19 in (48.26 cm)	19 in (48.26 cm)
Depth (including cable management)	7.2 in (18.29 cm)	7.2 in (18.29 cm)
Flammability Rating	UL rated 94 V-0	UL rated 94 V-0
Operating Temperature	14°F to 140°F (-10°C to 60°C)	14°F to 140°F (-10°C to 60°C)
Storage Temperature	-40°F to 158°F (-40°C to 70°C)	-40°F to 158°F (-40°C to 70°C)
Humidity	95% (non-condensing)	95% (non-condensing)

ORDERING INFORMATION:

Material ID	Product Number	Description	iPatch Ready	iPatch
760152587	360-IPR-1100-E-GS6-1U-24	360 1100GS6 24-Port Evolve Patch Panel	X	
760152595	360-IPR-1100-E-GS6-2U-48	360 1100GS6 48-Port Evolve Patch Panel	X	
760151324	360-IPR-1100A-E-GS6-1U-24	360 1100GS6 24-Port Evolve Angled Patch Panel	X	
760151779	360-IPR-1100A-E-GS6-2U-48	360 1100GS6 48-Port Evolve Angled Patch Panel	X	
760152363	360-iP-1100-E-GS6-1U-24	360 iPatch 1100GS6 24-Port Evolve Patch Panel		X
760152348	360-iP-1100-E-GS6-2U-48	360 iPatch 1100GS6 48-Port Evolve Patch Panel		X
760158642	360-iP-1100A-E-GS6-1U-24	360 iPatch 1100GS6 24-Port Evolve Angled Patch Panel		X
760158659	360-iP-1100A-E-GS6-2U-48	360 iPatch 1100GS6 48-Port Evolve Angled Patch Panel		X

Note: iPatch-Ready panels are upgradable to iPatch with the addition of the iPatch Upgrade Kits.

ORDERING INFORMATION:

Material ID	Product Number	Description
760151183	360-IPR-1100-GS6-DM6	360 1100GS6 Evolve Distribution Module 6-Port
760155739	360-E-KIT-1U	360 1U Evolve Panel Kit for both GS6
760155747	360-E-KIT-2U	360 2U Evolve Panel Kit for both GS6
760152785	360-A-E-KIT-1U	360 Angled 1U Evolve Panel Kit for both GS6
760152793	360-A-E-KIT-2U	360 Angled 2U Evolve Panel Kit for both GS6
760158600	360-iP-UP-KIT-AE-24	360 iPatch Angled Evolve Kit, 24-Port, 10 pack
760158618	360-iP-UP-KIT-AE-48	360 iPatch Angled Evolve Kit, 48-Port, 5 pack
760152769	360-1100-LKP-1-24	360 1100 Evolve Panel - Label Kit (1-24) for both GS6
760152777	360-1100-LKP-25-48	360 1100 Evolve Panel - Label Kit (25-48) for both GS6
760104992	360-iP-UP-KIT-1100-24	360 iPatch Upgrade Kit for 360 1100 24-Port Panel, 10 Pack
760105015	360-iP-UP-KIT-1100-48	360 iPatch Upgrade Kit for the 360 1100 48-Port Panel, 5 Pack
760152280	360-iP-UP-KITE-24	360 iPatch Upgrade Kit for 360 Evolve 24-Port Panel, 10 Pack
760152298	360-iP-UP-KITE+PMAx-48	360 iPatch Upgrade Kit for 360 Evolve and PATCHMAX 48-Port Panels, 5 Pack
760152538	360-E-C-1U	360 Evolve Panel Front Cover 1U
760152546	360-E-C-2U	360 Evolve Panel Front Cover 2U



SYSTIMAX 360 iPatch Upgrade Kit



SYSTIMAX 360 iPatch Angled Evolve Patch Panel, 48 Port

SYSTIMAX 360™ GigaSPEED® X10D PATCHMAX GS6 Panels



**SYSTIMAX 360 GigaSPEED X10D
PATCHMAX GS6, 48 Port**

SYSTIMAX 360 GigaSPEED X10D GS6 PATCHMAX panels offer easy cable routing and bundling utilizing the rear cable manager and are available in 24 and 48 port configurations. The 360 PATCHMAX GS6 panels also support deployment of InstaPATCH® Cu pre-terminated copper and features the elegant SYSTIMAX 360 design.

The PATCHMAX GS6 panel accepts four (24 port) or eight (48 port) PATCHMAX GS6 Distribution Modules which can be rotated forward, allowing front-access to the 110 type IDC terminals for easy cable termination. PATCHMAX GS Distribution Module features an innovative termination manager and rear housing which provides easier, faster, more reliable terminations and reduced variability in the placement and termination of cables to the panel.

features and benefits

- PATCHMAX GS6 supports 5 meter cables in 3 and 4 connector channels, 3 meter cables in 2 connector channels and cross connect cords down to 1 meter
- Alien Crosstalk complies to Industry standards; TIA-568-C and IEC 11801
- Improved rear cable manager makes cable routing and bundling easier
- Supports deployment of InstaPATCH Cu pre-terminated copper
- Available in 24-port and 48-port configuration
- Features elegant SYSTIMAX 360 design
- Innovative 2-way mounting and terminating improving installation for limited rear access applications
- Distribution modules can be snapped onto front of panel for easy front access to rear 110 type IDC termination field
- Designed for simplified administration with built-in cord retainer fingers
- Allows all 24 cords to be routed in the same direction
- 1 to 24-port labeling and identification
- Meets TIA-606-A labeling standards
- Available in iPatch-Ready versions (field upgradable to iPatch without the need to remove patch cords, meaning no network downtime) or factory assembled iPatch versions

SPECIFICATIONS

Height	3.5 in (8.89 cm)
Width	19 in (48.26 cm)
Depth (front)	4 in (10.16 cm)

ORDERING INFORMATION:

Material ID	Product Number	Description	iPatch Ready	iPatch
760102251	360-PM-GS6-2U-24	360 PATCHMAX GS6 24-Port Patch Panel	X	
760128207	360-PM-GS6-2U-48	360 PATCHMAX GS6 48-Port Patch Panel	X	
760130393	360-iP-PMAX-GS6-24	360 iPatch PATCHMAX GS6 24-Port Panel		X
760130401	360-iP-PMAX-GS6-48	360 iPatch PATCHMAX GS6 48-Port Panel		X

ORDERING INFORMATION:

Material ID	Product Number	Description
760102277	360-PM-GS6-DM6	360 PATCHMAX GS6 6-Port Distribution Module Kit
760128215	360-PM-GS6-DM12	360 PATCHMAX GS6 12-Port Distribution Module Kit
760108993	360-PM-KIT-2U-24	360 PATCHMAX 2U Panel Kit, 24-Port
760117408	360-PM-KIT-2U-48	360 PATCHMAX 2U Panel Kit, 48-Port
760101931	360-1100-BEZEL-1U	360 1100 Bezel Kit - 1U
760101949	360-1100-BEZEL-2U	360 1100 Bezel Kit - 2U
760104398	360-RCM-BM	360 Rear Cable Management (Bar Mountable)
760104737	360-RCM-RM	360 Rear Cable Management (Rack Mountable)
760152298	360-iP-UP-KIT-E+PMA-48	360 iPatch Upgrade Kit for 360 Evolve and PATCHMAX 48-Port Panels, 5 Pack
760152306	360-iP-UP-KIT-PMA-2U-24	360 iPatch Upgrade Kit, PATCHMAX 24-Port, 2U

SYSTIMAX 360™ Modular Panel



SYSTIMAX 360 Modular Panel, front view

features and benefits

- Eliminates the need for separate tie wrap components and offers facilitated installation and panel back dressing through simplified cable bundling
- Supports the deployment of InstaPATCH® Cu pre-terminated copper solutions
- Available in a 24 port (1U) configuration
- Features the elegant SYSTIMAX 360 design



SYSTIMAX 360 Modular Panel, rear view

SPECIFICATIONS

Overall Height	1.75 in. (4.45 cm)
Overall Width	19 in. (48.26 cm)
Depth (including cable management)	7.2 in. (18.29 cm)
Flammability Rating	UL rated 94 V-0
Operating Temperature	14°F to 140°F (-10°C to 60°C)
Storage Temperature	-40°F to 158°F (-40°C to 70°C)
Humidity	95% (non-condensing)

ORDERING INFORMATION:



SYSTIMAX 360 Modular Panel with MGS600 Information Outlets

Material ID	Product Number	Description
760104273	360-MOD-1U-24	360 Modular 24-Port Patch Panel
760104463	360-MOD-1U-BEZEL	360 Modular Panel Cover Kit
760104281	360-MOD-1U-LABEL	360 Modular Panel Label Kit, 10 sheets, 72 labels per sheet, 720 labels total
760109728	360-MOD-1U-LABEL-A4	360 Modular Panel Label Kit, 10 sheets, 72 labels per sheet, 720 labels total A4

CommScope® M4800/M4800A 1U High Density Modular Panel

Unlike traditional 48 port panels, the M4800/4800A panels occupy only 1 U of rack space. The M4800-1U-GS panels accommodate GigaSPEED XL and X10D MGS Information Outlets while the M4800-1U-PS panels accommodate PowerSUM Information Outlets.

features and benefits

- Available in a 48 port (1U) configuration
- Angled or flat
- Supports both 10G, 1G and 100M applications
- Supports all copper modular connectors
- Panel kits include low profile module stuffer caps
- InstaPATCH® Cu friendly design which coincides with scalability
- Optional rack mountable rear cable management system
- Offers both front and rear accessibility
- Qualifies for CommScope's 20-Year Extended Warranty and Applications Assurance when included as part of a registered solution
- Compatible with DYMO Labeling Solution



CommScope M4800 1U High Density Modular Panel



CommScope M4800A 1U High Density Modular Panel

SPECIFICATIONS

Height	1.75 in (4.45 cm)	1.75 in (4.45 cm)
Width	19 in (48.26 cm)	19 in (48.26 cm)
Depth (not including cable management)	2.12 in (5.38 cm)	5.63 in (14.3 cm)
Flammability Rating	UL rated 94 V-0	UL rated 94 V-0
Operating Temperature	14°F to 140°F (-10°C to 60°C)	14°F to 140°F (-10°C to 60°C)
Storage Temperature	-40°F to 158°F (-40°C to 70°C)	-40°F to 158°F (-40°C to 70°C)
Humidity	95% (non-condensing)	95% (non-condensing)

ORDERING INFORMATION:

Material ID	Product Number	Description
760105429	M4800-1U-GS*	M4800 1 U 48-Port Panel - GS
760104307	M4800-1U-PS**	M4800 1 U 48-Port Panel - PS
760109744	M4800A-1U-GS*	M4800A 1 U Angled 48-Port Panel - GS
760109736	M4800A-1U-PS**	M4800A 1 U Angled 48-Port Panel - PS
760105486	MGS-CAP-10	MGS Cap Kit – LP, pack of 10
760105478	MPS-CAP-10	MPS Cap Kit – LP, pack of 10
760105437	MPS-CAP-50	MPS Cap Kit – LP, pack of 50
760104737	360-RCM-RM	Rear Cable Management System (Rack Mountable)
760122713	RMVLT00L	Outlet Removal Tool Kit (5 pack)

* Note: M4800-GS Panels for use with SYSTIMAX Category 6A and Category 6 information outlets.

**Note: M4800-PS Panels for use with SYSTIMAX Category 5E information outlets.

CommScope® M2000 Modular Panel



CommScope M2000-24 1U

The M2000 Modular Patch Panel is a panel designed for CommScope outlets that can be configured for copper, fiber, or both and is available in 24-port (M2000-1U) and 48-port (M2000-2U) versions. Both the M2000-1U and M2000-2U panels mount in a 19-inch (483 mm) rack with universal hole spacing.

The M2000-1U and M2000-2U Panels include M2000 Cable Organizers. The M2000 Cable Organizer is a molded plastic design that is snapped into each 6-port bezel. The 24 port 1U panel includes 4 cable organizers and the 48 port 2U panel includes 8 cable organizers. The six 4-pair cables from each bezel are routed and positioned to the cable organizer. Cable ties are included to secure the cables.



CommScope M2000-24 1U Angled

The M2000 angled panels include a cable management bar (cable organizers are not included with the M2000 1U and 2U angled panels). These patch cord managers are metal rings that mount to the front of the panel. 5 patch cord managers are used for each 24 port 1U panel.

features and benefits

- Electrical performance guaranteed to meet or exceed the channel specifications of Amendment 1 to ISO/IEC 11 80:2001 Class E_A, and ANSI/TIA-568-C.2 Category 6A up to 500 MHz when used as part of a GigaSPEED X10D U/UTP Channel in registered SYSTIMAX installations
- Available in 24-port and 48-port configurations
- Labeling and identification for each port
- Supports copper and fiber connectors
- Compatible with DYMO Labeling Solution
- Electrical performance guaranteed to meet or exceed ANSI/TIA-568-C.2 Category 6 and ISO/IEC Category 6/Class E specifications when used with MGS400 connectors



CommScope M2000-48 2U

SPECIFICATIONS

Height	24 Port: 1.75 inches (44.1mm) 48 Port: 3.5 inches (88.9mm)
Width	19 inches (483 mm)
Depth	1.2 inches (30.48 mm)

ORDERING INFORMATION:

Material ID	Product Number	Description
760049932	M2000-24 1U M2000	24-Port 1U Panel
760049940	M2000-48 2U M2000	48-Port 2U Panel
760049957	M2000A-24 1U (Angled)	M2000A 24-Port 1U Panel (angled)
760049965	M2000A-48 2U (Angled)	M2000A 48-Port 2U Panel (angled)
760054627	M2000 Cable Mgt Bar	M2000 Cable Management Bar
760060392	M2000 Custom Label Kit	M2000 Panel Custom Label Kit
760069278	M2000 1U Cord Manager	Kit M2000 1U Cord Manager Kit
760073486	M2000 2U Cord Manager	Kit M2000 2U Cord Manager Kit
760091504	Angled Panel Cover	Angled Panel Cover

CommScope® M2100 Modular Panel

The M2100 Modular panel is available in a 24-port 1U and 48-port 2U configuration with integrated horizontal front cord managers, eliminating the need for separate cord management. The M2100 includes 4 or 8 plastic rear cable organizers, each holding up to six 4-pair cables. The M2100 also includes vertical mounting labels and label holders providing space for identification of each port. Port designations can be printed on the label sheet. Individual port labels are trimmed from the label sheet, placed in the label area, and secured by the clear label holder. If adhesive labeling is desired, adhesive labels can be applied to the label holder. This panel supports copper M-series outlets as well as fiber applications.



CommScope M2100 24-Port Panel

features and benefits

- Consists of a rack mountable base unit with front integrated cord management
- Bezel labels with label holders included for standard port numbering
- Mounts to 1 9-inch (483 mm) equipment rack with universal hole spacing
- Accepts up to 24 or 48 M-Series information outlets and other CommScope outlets for patching and interconnection in the Data Center, telecommunications closet or equipment room
- Supports Category 5e, Category 6 and Category 6A installations
- Labeling and identification provided for each port
- Supports copper and fiber connectors
- Compatible with DYMO Labeling Solution



CommScope M2100 48-Port Panel

ORDERING INFORMATION:

Material ID	Product Number	Description
760101220	M2100-24	M2100-1U Modular Patch Panel
760077842	M2100-48	M2100-2U Modular Patch Panel

SYSTIMAX® VisiPatch® 360 System



The SYSTIMAX VisiPatch 360 System is a patching system that seamlessly incorporates patching and integrated cable management to deliver an ergonomically designed and aesthetically pleasing solution that saves time, space and money.

The VisiPatch 360 System utilizes a unique reverse patching technology that allows the patch cord to be projected away from the user and into the patching field. This design improves cord management by reducing the “spaghetti” cord clutter associated with poorly installed RJ-45 systems and makes reading the labeling information easy, facilitating future moves, adds and changes.

Both port density and usable density are increased in the VisiPatch 360 System. Due to cable and patch cord congestion in traditional RJ-45 systems, the usable density is lower than the port density. The VisiPatch 360 System, however, is designed to maximize usable density by minimizing cable and cord congestion. The VisiPatch 360 System is available for wallmount as well as rack-mount and cabinet installations. Plus, its modular design means that it is available for small and large installation needs.



**VisiPatch360-VisiPatch360 X10D
4-pair Solid Cord T**

ORDERING INFORMATION:

Material ID	Description
Panel Kits	
760049445	VisiPatch 360 4U (32 Ports) Kit
760049452	VisiPatch 360 12U (96 ports) Kit
760074278	VisiPatch 360 19-Inch 1U Panel Kit
Cable Manager Kits	
760060285	VisiPatch 360 12U Vertical Trough Cable Manager Kit e/w Door, 10 in.
760060301	VisiPatch 360 Horizontal Cable Manager Kit 27 in.
760060871	VisiPatch 360 Horizontal Cable Manager Kit 37 in.
760060343	VisiPatch 360 Horizontal Cable Manager Kit 19 in.
760060863	VisiPatch 360 Horizontal Cable Manager Kit 29 in.
760068106	VisiPatch 360 Horizontal Rack Mount Cable Mgr Kit, 19 in.
Accessories	
760060327	VisiPatch 360 19 in. Rack Mount Bracket

ORDERING INFORMATION:

Material ID	Product Number	Description (All solid conductor)	Modular Jack Color	Cord Color Options	UOM	Cable/Cordage Length Options
SYSTIMAX® VisiPatch® 360 Patch cords						
CPCFFX2	VP360T-VP360T-P8X10D	VisiPatch360-VisiPatch360 X10D 4-pair Solid Cord T	0	1,2,3,4,6,7,8,9,B,C,Z	F, M	3-100ft / 1-30m
CPCFSX2	VP360T-360GS10E	VisiPatch360-360GS10E X10D 4-pair Solid Hybrid Cord T	0	1,2,3,4,6,7,8,9,B,C,Z	F, M	3-100ft / 1-30m
CPCFFXD	VP360T-VP360T-P8X10D-XD	VisiPatch360-VisiPatch360 X10D 4-pair Solid Cord Crossover T	0	1,2,3,4,6,7,8,9,B,C,Z	F, M	3-100ft / 1-30m

Ordering Material ID Example: **CPCSU X 2 - 0 2 F 0 0 7**



www.commscope.com

Visit our Web site or contact your local CommScope representative for more information.

© 2011 CommScope, Inc. All rights reserved.

All trademarks identified by ® or ™ are registered trademarks or trademarks, respectively, of CommScope, Inc.

This document is for planning purposes only and is not intended to modify or supplement any specifications or warranties relating to CommScope products or services.

09/11 MI-36-4